Lubrication equipment, hand-held lubrication tools and accessories

Product catalog

® SKF and Lincoln are registered trademarks of the SKF Group.

® PowerMaster, PileDriver and PowerLuber are registered trademarks of Lincoln Industrial Corp.

© SKF Group 2020
The contents of this publication are the copyright of the publisher and may not be reproduced (even extracts) unless prior written permission is granted. Every care has been taken to ensure the accuracy of the information contained in this publication but no liability can be accepted for any loss or damage whether direct, indirect or consequential arising out of the use of the information contained herein.

June 2020 • FORM 442869

Hand-held greasing tools and accessories 5

Pumps and accessories 34

Lube dispensing stations 107

Hose reels and accessories 108

Control valves, meters and accessories 126

Bulk oil and diesel exhaust fluid (DEF) packages 138

Portable used fluid handling equipment and fuel caddies 141

Air line products and accessories 165

Miscellaneous 189

Typical installed lubrication drawings 192

Warranty and product disclaimers 194

Numerical index 195

SKF – the knowledge engineering company

From one simple but inspired solution to a misalignment problem in a textile mill in Sweden, and fifteen employees in 1907, SKF has grown to become a global industrial knowledge leader. Over the years we have built on our expertise in bearings, extending it to seals, mechatronics, services and lubrication systems. Our knowledge network includes 46 000 employees, 15 000 distributor partners, offices in more than 130 countries, and a growing number of SKF Solution Factories around the world.

Research and development

We have hands-on experience in over forty industries, based on our employees' knowledge of real life conditions. In addition our world-leading experts and university partners who pioneer advanced theoretical research and development in areas including tribology, condition monitoring, asset management and bearing life theory. Our ongoing commitment to research and development helps us keep our customers at the forefront of their industries.

Meeting the toughest challenges

Our network of knowledge and experience along with our understanding of how our core technologies can be combined helps us create innovative solutions that meet the toughest of challenges. We work closely with our customers throughout the asset life cycle, helping them to profitably and responsibly grow their businesses.

Working for a sustainable future

Since 2005, SKF has worked to reduce the negative environmental impact from our own operations and those of our suppliers. Our continuing technology development introduced the SKF BeyondZero portfolio of products and services which improve efficiency and reduce energy losses, as well as enable new technologies harnessing wind, solar and ocean power. This combined approach helps reduce the environmental impact both in our own operations and in our customers'.

SKF Solution Factories make SKF knowledge and manufacturing expertise available locally, to provide unique solutions and services to our customers.

Working with SKF IT and logistics systems and application experts, SKF Authorized Distributors deliver a valuable mix of product and application knowledge to customers worldwide.

Our knowledge – your success

SKF Life Cycle Management is how we combine our technology platforms and advanced services, and apply them at each stage of the asset life cycle, to help our customers to be more successful, sustainable and profitable.

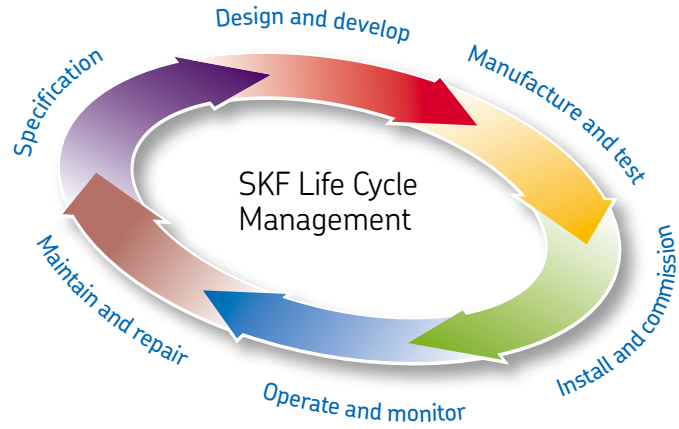

Working closely with you

Our objective is to help our customers improve productivity, minimize maintenance, achieve higher energy and resource efficiency, and optimize designs for long service life and reliability.

Innovative solutions

Whether the application is linear or rotary or a combination of the two, SKF engineers can work with you at each stage of the asset life cycle to improve machine performance by looking at the entire application. This approach doesn't just focus on individual components like bearings or seals. It looks at the whole application to see how each component interacts with the next.

Design optimization and verification

SKF can work with you to optimize current or new designs with proprietary 3-D modeling software that can also be used as a virtual test rig to confirm the integrity of the design.

Bearings
SKF is the world leader in the design, development and manufacture of high performance rolling bearings, plain bearings, bearing units and housings.

Machinery maintenance
Condition monitoring technologies and maintenance services from SKF can help minimize unplanned downtime, improve operational efficiency and reduce maintenance costs.

Sealing solutions
SKF offers standard seals and custom engineered sealing solutions to increase uptime, improve machine reliability, reduce friction and power losses, and extend lubricant life.



Mechatronics
SKF fly-by-wire systems for aircraft and drive-by-wire systems for off-road, agricultural and forklift applications replace heavy, grease or oil consuming mechanical and hydraulic systems.

Lubrication solutions
From specialized lubricants to state-of-the-art lubrication systems and lubrication management services, lubrication solutions from SKF can help to reduce lubrication related downtime and lubricant consumption.

Actuation and motion control
With a wide assortment of products – from actuators and ball screws to profile rail guides – SKF can work with you to solve your most pressing linear system challenges.

People, capabilities and systems to save money and increase productivity

Industry leader

Continually satisfying our customers with the world's best lubrication equipment and pumping systems has made Lincoln the largest and most successful company in our field. For more than a century, companies have relied on our technical and quality leadership; our world-class manufacturing and customer service, and our vast network of distributors and support facilities.

Providing solutions

Industrial customers in large processing plants, automotive manufacturing, pulp and paper mills, food and beverage and other manufacturing facilities can depend on solutions from Lincoln. For the toughest mobile applications, on the road or in the field, Lincoln protects heavy equipment used in mining, construction, agriculture and over-the-road trucking. In addition, Lincoln offers the best lubrication equipment to meet the needs of automotive service professionals.

Worldwide support

With five technical support centers on three continents, and a network of distributors supported by regional sales and service offices, our customers can always draw on our worldwide resources.

Other Lincoln sites

Lincoln has developed new internet sites to better serve customers by providing information customized for their needs. Visit us at lincolnlube.com, mityvac.com and mityvacFST.com.

A complete line of lubrication solutions and industrial pumping products

At every construction site, automobile repair shop and industrial plant, maintenance and automotive service professionals need high-quality lubrication equipment and pumping products.

Lincoln offers everything you need for lubrication. Our general-purpose and heavy-duty pumps, hose reels, meters and controls, used fluid systems and hand-held lubrication products are the best in the industry.

Hand-held greasing tools and accessories

Battery-operated grease guns and accessories **6**

120 V corded electric grease gun **14**

Air-operated grease guns **15**

Manually operated grease guns **16**
- Lever style 17
- Premium series 18
- Pistol grip style 19
- Mounting clamp and holders 20
- Suction guns 21

Clear grease guns and grease gun tubes **22**

Greasing hoses, adapters and accessories **23**
- Grease hose extensions for grease guns 23
- Grease couplers 25
- Grease coupler extensions and adapters 26

Grease fittings and grease fitting adapters **28**
- Packaged grease fittings 28
- Boxed and bulk grease fittings 30
- Fitting adapters and tools 32

Bearing packers **33**

Model 1260

Model 1134

Model 1142

Model 1880

Model 5470

Model 816

Model 1260
Grease gun and battery only

PowerLuber 12 V lithium ion battery-operated grease gun

Durable tool delivers solid performance

The 12-volt, Lithium-ion PowerLuber was developed to simplify and speed up the lubrication process making it easier for operators to properly maintain equipment. Featuring an updated powertrain, handle design and enhanced features, this grease gun is suitable for agricultural, automotive, construction, general maintenance and industrial applications. The 1260 series delivers grease at up to 8,000 psi *(551 bar)*.

Designed to minimize the burden of manual lubrication, the 12-volt, Lithium-ion PowerLuber is a problem solver that provides operator convenience. This high quality tool can open stuck fittings that otherwise would require replacement if using a manual grease gun.

Work-ready design

The PowerLuber's three-point base keeps the tool upright and stable without being bulky. This feature allows access to tight areas and reduces operator fatigue when lubricating. Also, the tool has a convenient, built-in light emitting diode (LED) to illuminate the work area.

Features

- Work light – built-in LED illuminates the work area
- Three-point base – base keeps the grease gun upright for easy handling and helps to keep the tool clean of debris
- Battery charge indicator – displays battery charge
- Vent valve – the vent valve purges trapped air to help assure easy prime
- Follower design – Dual-lip follower design enables bulk or cartridge grease delivery and eliminates grease bypass
- Integrated hose holder and tube guide – the holder's unique design allows for secure hose storage and easy threading of the grease barrel
- Flex hose – the 30 in. *(76 cm)* high-pressure hose with anti-kink spring guards on each end
- Lithium-ion battery – Slide-on, 12-volt, lithium-ion battery reduces weight, yet outperforms NiCd batteries twice the size
- Mobile charger – Optional, one-hour mobile charger for quick charging in the field in vehicles with 12V or 24V DC outlets

Model 1262

Packed in a convenient heavy-duty carrying case molded from impact- and stain-resistant plastic. Model 1262 comes complete with the 12 V Li-ion PowerLuber (model 1260) and battery (model 1261) and AC charger (model 1870).

Model 1264

Includes the same content as model 1262 plus a second 12 V Li Ion rechargeable battery (model 1261).

Model 1260-NB

12V Li-ion single-speed grease gun, tool only.

Accessories

Battery – model 1261

12 V Li Ion slide-on battery.

Charger – model 1870

AC charger for 12 to 20 V Li Ion batteries (110 V).

Model 1875A

Mobile charger for use in vehicles using 12 or 24 V DC outlets.

Model 1261

Model 1870

Model 1875A

Model 1260-NB

Model 1264

Model 1890
Grease gun and battery only

PowerLuber 20 V lithium ion battery-operated grease gun

Powerful, versatile technology from the lubrication experts

- **High pressure and volume**
  The PowerLuber's redesigned, high-torque powerhead delivers grease at up to 10 000 psi (689,5 bar) in both high-and low-output settings. The new design reduces battery load and maximizes grease output per charge.

- **Accuracy and precision**
  The tool's liquid crystal display (LCD) accurately indicates standard readings such as battery level and grease flow (grams or ounces). In addition, the LCD's flow meter detects the loss of prime, eliminating false readings to help ensure the equipment being serviced is properly lubricated.

- **Work-ready design**
  The rugged PowerLuber's new three-point base keeps the tool upright and stable for easy handling without being bulky to allow easy access to fittings in tight spaces. Also, the tool has a convenient, built-in LED to illuminate the work area.

Features

- Multi-function LCD – display shows grease output and battery charge, and alerts the operator of blocked fittings and loss of prime
- Work light – built-in LED illuminates the work area
- Three-point base – base keeps the grease gun upright for easy handling and helps to keep the tool clean
- Two-speed digital grease output selector – switch from low-volume to high-volume dispensing with the touch of a button
- Vent valve and filler nipple – the vent valve purges trapped air to help assure easy prime, and the filler nipple facilitates a quick, clean refill for those who prefer to bulk fill their barrel
- Integrated hose holder and tube guide – the holder's unique design allows for secure hose storage, and the tube guide provides easy threading of the grease barrel
- Flex hose – the 48 in. *(122 cm)* flex hose comes with anti-kink spring guards on each end and is the ideal size for most lubrication tasks
- Lithium-ion battery – lithium-ion technology is powerful and efficient, delivering an even flow of energy and eliminating the slowdown associated with NiCad, while offering three times the charge cycles

Model 1886

20 V Li-ion high-ratio dual-output grease gun comes packed in a convenient heavy-duty carrying case molded from impact- and stain-resistant plastic. Model 1886 comes complete with the 20 V Li-ion PowerLuber (model 1890), one battery (model 1871), AC charger (model 1870) and 48 in. *(122 cm)* high-pressure hose (model 1248HP).

Model 1888

Includes the same content as model 1886 plus a second 20 V Li-ion rechargeable battery (model 1871).

Accessories

Battery – model 1872

20 V, 4.0Ah Li-ion slide-on battery.

Battery – model 1871

20 V, 2.5Ah Li-ion slide-on battery.

Charger – model 1870

One hour high-output 110 V AC charger.

Model 1875A

One hour charger for use in vehicles and heavy equipment using 12 or 24 V DC outlets.

Model 1888

Model 1872

Model 1871

Model 1870

Model 1886

Model 1880
Grease gun and battery only

PowerLuber 20 V lithium ion battery-operated grease gun

Powerful, versatile technology from the lubrication experts

- **High pressure and volume**
  The PowerLuber's redesigned, high-torque powerhead delivers grease at up to 10 000 psi (689,5 bar) in both high- and low-output settings. The new design reduces battery load and maximizes grease output per charge.

- **Accuracy and precision**
  The tool's liquid crystal display (LCD) accurately indicates standard readings such as battery level and grease flow (grams or ounces). In addition, the LCD's flow meter detects the loss of prime, eliminating false readings to help ensure the equipment being serviced is properly lubricated.

- **Work-ready design**
  The rugged PowerLuber's new three-point base keeps the tool upright and stable for easy handling without being bulky to allow easy access to fittings in tight spaces. Also, the tool has a convenient, built-in LED to illuminate the work area.

Features

- Multi-function LCD – display shows grease output and battery charge, and alerts the operator of blocked fittings and loss of prime
- Work light – built-in LED illuminates the work area
- Three-point base – base keeps the grease gun upright for easy handling and helps to keep the tool clean
- Two-speed digital grease output selector – switch from low-volume to high-volume dispensing with the touch of a button
- Vent valve and filler nipple – the vent valve purges trapped air to help assure easy prime, and the filler nipple facilitates a quick, clean refill for those who prefer to bulk fill their barrel
- Integrated hose holder and tube guide – the holder's unique design allows for secure hose storage, and the tube guide provides easy threading of the grease barrel
- Flex hose – the 36 in. (91 cm) flex hose comes with anti-kink spring guards on each end and is the ideal size for most lubrication tasks
- Lithium-ion battery – lithium-ion technology is powerful and efficient, delivering an even flow of energy and eliminating the slowdown associated with NiCad, while offering three times the charge cycles

Model 1882

Packed in a convenient heavy-duty carrying case molded from impact- and stain-resistant plastic. Model 1882 comes complete with the 20 V Li-ion PowerLuber (model 1880) and battery (model 1871) and AC charger (model 1870).

Model 1884

Includes the same content as model 1882 plus a second 20 V Li Ion rechargeable battery (model 1871).

Model 1880-NB

20V Li-ion 2-speed grease gun with multifunction LCD; tool only.

Accessories

Battery – model 1872

20 V, 4.0Ah Li-ion slide-on battery.

Battery – model 1871

20 V, 2.5Ah Li-ion slide-on battery.

Charger – model 1870

One hour high-output 110 V AC charger.

Model 1875A

One hour charger for use in vehicles and heavy equipment using 12 or 24 V DC outlets.

Model 1884

Model 1872

Model 1871

Model 1870

Model 1882

Model 1880-NB

PowerLuber accessories

Model 1872

Model 1871

Model 1861

Model 1801

Model 1401

Model 1261

Model 1870

Model 1875A

Model 1850

Model 1855A

Batteries

Model 1872
20 V, 4.0Ah Li-ion rechargeable slide-on battery for all 20 V Li-ion PowerLubers.

Model 1871
20 V, 2.5Ah Li-ion rechargeable slide-on battery for all 20 V Li-ion PowerLubers.

Model 1861
18 V Li-ion rechargeable slide-on battery for 1860 series PowerLubers.

Model 1801
18 V NiCad rechargeable battery for 1840 series PowerLubers.

Model 1401
14.4 V NiCad rechargeable battery for 1440 series PowerLubers.

Model 1261
12 V Li Ion slide-on battery.

Model 1201
12 V NiCad rechargeable battery for 1240 series PowerLubers.

Note: NiCad and Li Ion batteries are not interchangeable.

Chargers

Model 1870
One hour high-output 110 V AC charger. For use with 12 and 20 V Li-ion PowerLuber batteries.

Model 1875A
One hour charger for use in vehicles and heavy equipment using 12 or 24 V DC outlets. For use with 12 and 20 V Li-ion PowerLuber batteries.

Model 1850
110 V one hour high-output Li-ion charger maximizes the life cycle of the battery. For use with 18 V Li Ion battery model 1861.

Model 1855A
One hour fast charger for use in vehicles and heavy equipment using 12 or 24 V DC outlets. For use with 18 V Li Ion battery model 1861.

Model 1410

110 V "smart" charger recharges batteries in less than one hour and recognizes battery condition when not in use. For use with both Lincoln model 1401 (14.4 V NiCad) and model 1801 (18 V NiCad) battery packs.

Model 1815A

One hour charger for use in vehicles and heavy equipment using 12 or 24 V DC outlets. For use with both Lincoln model 1401 (14.4 V NiCad) and model 1801 (18 V NiCad) battery packs.

Model 1210

110 V one-hour fast charger for use with battery pack model 1201. 6 ft. *(1,8 m)* cord; UL/ULC listed.

Model 1215

One hour charger for use in vehicles and heavy equipment using 12 V DC outlets. For use with 12 V NiCad battery model 1201.

Model 1215A

One hour fast charger for use in vehicles and heavy equipment using 12 or 24 V DC outlets. For use with 12 V NiCad battery model 1201.

Model 1414

Shoulder strap for hands-free movement from job to job (14.4 and 18 V PowerLubers only).

PowerLock coupler

Model 5900

Lever-action coupler for quick attachment and release. Reverse jaw design holds the fitting securely to the seat for single-handed operation. Durable, all-steel construction with flexible rubber sleeve.

Model 1410

Model 1815A

Model 1210

Model 1215

Model 1414

PowerLuber accessories – whip hoses

Model	Description		Thread size Inlet UNEF	Outlet NPT (m)	Maximum pressure Working	
–	in.	cm	in.	in.	psi	bar
1218	18	46	7/16	1/8	7 500	517
1224	24	61	7/16	1/8	7 500	517
1230	30	76	7/16	1/8	7 500	517
1236	36	91	7/16	1/8	10 000	689
1248HP	48	122	7/16	1/8	10 000	689

Model 5900

Model 1230

Model AC2440

PowerLuber 120 V corded electric grease gun

Corded AC power

The first of its kind in the industry, the 120 V corded PowerLuber's motor provides the highest torque values in its class. Its variable speed trigger combines with a two-speed transmission for precise flow control. Ideal for filling grease reservoirs, the 120 V grease gun is an excellent alternative to pneumatic lube tools.

Features

- High torque 120 V AC motor
- Unmatched for power, longevity and performance
- Variable speed trigger combines with the 2-speed transmission for excellent flow control
- Excellent for refilling grease reservoirs
- Excellent alternative to pneumatic lube tools
- Pressure relief valve to prevent motor overload
- Check-ball accessibility allows easy cleaning of contaminated or hardened grease
- Includes 30 in. *(762 mm)* hose (model 1230)

120 V PowerLuber technical data

Models	**AC2440/AC2400**[2]
Voltage	120 V
Transmission	2-speed transmission with variable speed trigger
Lube capacity	16 oz. *(454 cm³)* bulk/14.5 oz. *(411 cm³)* cartridge
Grease flow indicator	Patented stroke counter
Output pressure	7 000 psi *(483 bar)*
Output rate per minute[1]	3.6 (L) to 8.0 oz. (H) *[102 (L) to 227 cm³ (H)]*
Cartridges dispensed per charge[1]	Unlimited
Overload protection	Pressure relief valve, thermal protector
Bulk filler valve	Yes
Quick vent – air purge valve	Yes
Hose type	30 in. *(762 mm)* high pressure with dual spring guards and model 5852 coupler
Compact carrying case	Yes **(model AC2440 only)**
Hose, coupler, cord clip	Yes
6 ft. *(1,8 m)* power cord	Yes

[1] At 1 000 psi *(69 bar)* back pressure
[2] Does not include carrying case

PowerLuber fully automatic pneumatic grease gun

Model 1162

Model 1162

The variable speed trigger provides excellent grease flow control while the advanced pump design eliminates traditional priming issues

- Outstanding durability and dependability
- Fully automatic, continuous operation
- Variable-speed trigger
- Accessible check valve assembly
- Comfortable grip
- 30 in. *(762 mm)* high-pressure hose with coupler and attachment clip (model 1230)
- Includes a combination filler nipple and bleeder valve
- Superior flow performance obtained through advanced design
- Standard grease cartridge

Model 1162 PowerLuber technical data

Pump ratio	40:1 at 150 psi *(10 bar)*
Maximum grease pressure	6 000 psi *(414 bar)*
Air pressure range	40 to 150 psi *(2.8 to 10.3 bar)*
Lube capacity	16 oz. *(454 cm³)* bulk/14.5 oz. *(411 cm³)* cartridge
Weight	5.375 lbs. *(2,4 kg)*

Model 1142

Lincoln – the brand the pros demand for quality lubrication tools

For over a century the industry has recognized Lincoln as the leader in professional lubrication tools. Professional automotive, agricultural and industrial mechanics depend on Lincoln tools for their livelihood. Lincoln tools offer a lifetime of performance and are backed by the most comprehensive warranty in the industry.

Lincoln hand-held grease guns offer:

- Rugged cast pump head for strength and durability.
- Jam-proof toggle mechanism prevents binding.
- Performance-proven design.
- Locking follower rod with removable end cap.
- Extra-heavy follower spring insures positive priming and uninterrupted pumping action.
- Accessible check valve allows easy cleaning without gun disassembly.
- Follower rod locks into follower to force prime.
- Precision fit and hardened plunger prevents lubricant bypass, resists scoring for longer life.

Model 1148

Model 1013

Grease gun comparison chart

Includes	1142	1148	1013
Durable high-pressure grease gun	X	X	X
Precision fit and hardened plunger	X	X	X
Accessible check valve	X	X	X
5852 hydraulic coupler	X	X	X
Rugged cast head	X	X	X
Locking follower rod	X	X	X
Removable end cap	X	X	X
Variable stroke/variable pressure		X	X
Multi-port pickup for greasing in tight areas		X	X
Air purge valve		X	
Large piston and bore			X
High output setting			X
360° rotating extension			X
Quick adjustment handle			X
Plated barrel, head and handle			X
Bulk filler nipple			X
Ergonomic hand grip			X

Heavy-duty lever-type grease guns

Model 1142

Designed for rough treatment on the job with a cast iron pump head, precision fit plunger and extra heavy follower spring.

Model 1147

Same as model 1142 with 18 in. *(457 mm)* whip hose and coupler.

Model 1148

Premium version of our popular model 1142. This pump head includes dual grease inlet ports that provide the user the option of high pressure or high volume delivery. The tool also includes a comfortable vinyl grip and vent valve for purging air.

Model 1151

Same as model 1142 but holds 21 oz. *(595 cm³)* bulk.

Model G100 lever action

Features non-slip grip, steel block head. Uses standard 14 oz. *(397 g)* grease cartridge.

Model G103 3 oz. *(85 g)* lever action

The perfect tool for low-volume greasing applications. Compact and lightweight, it's ideal for do-it-yourself auto repair, lawn and garden, ATV, marine, motorcycles, trailers and more. Unlike other 3 oz. *(85 g)* models, the G103 incorporates the traditional lever-action design providing better handling and much higher output pressure.

Key features:

- Lever-action design produces 6 000 psi *(414 bar)*, far exceeding mini pistol-grip models
- Cast aluminum head, powder-coated barrel, comfortable vinyl grip
- Uses 3 oz. *(85 g)* cartridge or can be hand packed or bulk filled
- Conveniently stores in tool box or tray
- Optional 12 and 18 in. (*305* and *457 mm*) flex hoses available separately
- Jam-proof handle mechanism
- Replaceable hydraulic grease coupler

Model 1142

Model 1147

Model 1148

Model 1151

Model G100

Model G103

Lever-type grease guns

Model	Capacity size Bulk		Cartridge		Extension	Coupler	Size [1]	
–	oz.	grams	oz.	grams	–	–	in.	mm
1142	16	454	14.5	411	62028, 6 in. *(152 mm)*	5852	21 3/4	552
1147	16	454	14.5	411	71518, 18 in. *(457 mm)* hose	5852	21 3/4	552
1148*	16	454	14.5	411	62028, 6 in. *(152 mm)*	5852	21 3/4	552
1151	21	595	14.5	411	62028, 6 in. *(152 mm)*	5852	24 1/2	622
G100	16	454	14	397	5 in. *(127 mm)*	G300	19	482
G103	3.2	90	3	85	62028, 6 in. *(152 mm)*	G300	9 1/2	240

[1] Includes rigid extension
Specifications: output 1 oz. *(28 cm³)* per 33 strokes using No. 1 grease at 70 °F *(21 °C)*. Barrel diameter 2 1/4 in. *(57 mm)*
*⚠ **WARNING** California Proposition 65: Cancer and reproductive harm. www.P65Warnings.ca.gov

Model 1013

Model 1145

Model 1035

Load pin in rear position for high-output delivery
With handle in rear shift position, grease is delivered at low pressure [maximum 4 000 psi *(276 bar)*] with strokes from 1/4 to 12 in. *(6,35 to 305 mm)*. Output 1 oz. *(28 cm³)* per 18 full strokes.

Load pin in front position for high pressure delivery
With handle in front shift position, grease is delivered at high pressure [maximum 7 000 psi *(483 bar)*] with strokes from 1/4 to 9 in. *(6,35 to 229 mm)*. Output 1 oz. *(28 cm³)* per 33 full strokes.

Premium series grease guns

Dual pressure – dual output

Model 1013 and 1145

- High-output setting delivers twice the grease per stroke
- High or low pressure for light- or heavy-duty greasing action
- Full pressure on short strokes for heavy greasing in tight places; develops full pressure with just 1/4 in. *(6,35 mm)* stroke
- Extension swivels 360° for hard-to-reach fittings
- Plated barrel, head and handle
- Handy three-way loading: cartridge, filler pump or bulk
- Comfortable, ergonomic grip

Precision high pressure and volume

Model 1035 and 1037

- Exclusive toggle mechanism design uses compound leverage for high-pressure pumping with little effort
- Rust resistant plated gun barrel and handle, black enamel head
- Equipped with filler nipple for fast refill from Lincoln filler pump
- 21 oz. *(595 cm³)* bulk capacity for heavy-duty greasing applications
- High volume (model 1037) delivers 1 oz. *(28 cm³)* in just nine strokes

Dual pressure

Model	Capacity size Bulk		Cartridge		Extension	Size		Maximum pressure	
–	oz.	cm³	oz.	cm³	–	in.	mm	psi	bar
1013	16	454	14.5	411	6 in. (152 mm) model 62028 and model 5852 hydraulic coupler	22 1/2	572	7 000/ 4 000	483/ 276
1145	21	595	14.5	411	6 in. (152 mm) model 62028 and model 5852 hydraulic coupler	25 1/4	641	7 000/ 4 000	483/ 276

Specifications: Output at low pressure 1 oz. *(28 cm³)* per 18 strokes; at high pressure 1 oz. *(28 cm³)* per 33 strokes using No. 1 cup grease at 70 °F *(21 °C)*. Barrel diameter 2 1/4 in. *(57 mm)*

High pressure

Model	Capacity size Bulk		Cartridge		Extension	Size		Maximum pressure	
–	oz.	cm³	oz.	cm³	–	in.	mm	psi	bar
1035	21	595	14.5	411	6 in. (152 mm) model 62028 and model 5845 coupler	27 1/4	692	7 000	483

Specifications: Lubricant output 1 oz. *(28 cm³)* per 25 strokes using No. 1 cup grease at 70 °F *(21 °C)*. Barrel diameter 2 1/4 in. *(57 mm)*

Volume

Model	Capacity size Bulk		Cartridge		Extension	Size		Maximum pressure	
–	oz.	cm³	oz.	cm³	–	in.	mm	psi	bar
1037	21	595	14.5	411	6 in. (152 mm) model 62028 and model 5845 coupler	27 1/4	692	3 000	207

Specifications: Lubricant output 1 oz. *(28 cm³)* per 9 strokes using No. 1 cup grease at 70 °F *(21 °C)*. Barrel diameter 2 1/4 in. *(57 mm)*

Heavy-duty pistol grip-type grease guns

Model 1132

Fast, one-hand operation with similar features and benefits of Lincoln lever-type grease guns. Includes 5 in. *(127 mm)* extension with coupler.

Model 1133

Same as model 1132 with 18 in. *(457 mm)* whip hose and coupler.

Model 1134

Extra-heavy-duty pistol grip grease gun. Cast head design. Jam proof handle return mechanism. Develops up to 7 500 psi *(517 bar)*. Includes both 18 in. *(457 mm)* whip hose with coupler and 6 in. *(152 mm)* rigid tube. Variable stroke allows a high pressure option for high tolerance applications. Includes combination air bleeder/filler nipple to bulk fill and easily release trapped air.

Accessories

Model 91108 filler nipple

Enables hand guns to be loaded using filler pump method. Includes ball check; 1/8 in. NPT (m).

Model 1133

Model 1134

Model G113

Model 91108

Pistol grip grease guns

Model	Capacity size Bulk		Cartridge		Extension	Coupler	Size	
–	oz.	cm³	oz.	cm³	–	–	in.	mm
1133	16	454	14.5	411	71518 18 in. *(457 mm)* hose	5852	15 1/2	394
1132	16	454	14.5	411	6 in. *(152 mm)* straight pipe	5852	15 1/2	394
1134	16	454	14.5	411	18 in. *(457 mm)* flex hose, 6 in. *(152 mm)* straight pipe	5852	15 1/2	394
G112	16	454	14.5	411	4 in. *(102 mm)* straight pipe	G300	19	482
G113	16	454	14.5	411	18 in. *(457 mm)* flex hose	G300	19	482

Grease gun mounting clamps and holders

Model 82770

Model 82770 heavy-duty grease gun mounting clamp

Can be mounted to almost any surface. Simple to fasten and disengage, the clamp secures grease guns up to 10 lb. *(4.5 kg)* and offers a latch as a secondary security option for mobile applications. The easy-to-mount clamp features an elongated, predrilled base designed for various applications and mounting configurations. Holds grease guns using a standard 14-ounce *(400 g)* barrel.

Model 82760 grease gun holder

Can be mounted to almost any surface. Holds grease guns and suction guns with 2 1/4 in. OD barrel. Holds guns until ready to use. Not for use with CLR tubes.

Model G160 grease gun holder

Holds grease and suction guns with 2 1/4 in. OD barrel. Mount to any surface. Not for use with CLR tubes.

Model 82760

Model G160

Suction guns

Model 616 fluid extractor/dispenser

Simple-to-use, syringe-action tools feature a large, 1.5-liter fluid reservoir, twist-valve and dual-seal piston designed to transfer fluids quickly with no mess.

- Sturdy, polymer-based construction
- Cylinder marked with fluid levels
- Rubber grip for operator convenience
- Double-seal design prevents leaks at the piston
- Integrated stand to prevent rolling
- Twist-valve on hose end eliminates fluid leaks
- Clear, 16-inch hose enables operator to see fluid being transferred

Model 617 DEF fluid extractor/dispenser

Same as model 616 except comes with DEF compatible hose.

Model 615 suction gun

18 oz. *(532 cm³)* capacity with 12 in. *(304,8 mm)* flex hose. Perfect for draining and filling differentials, clutches, power steering reservoirs and transmissions. Needs no priming. Features heavy-duty steel barrel and non-slip knurling.

Model G150 suction gun

Holds up to 17 oz. *(503 cm³)* of fluid. Flexible nozzle.

Model 616

Model 617

Model 615

Model G150

Suction guns

Model	Capacity size Bulk		Extension	Size [1]	
–	oz.	cm³	–	in.	mm
616	50.7	1 500	16 in. *(406 mm)*		
617	50.7	1 500	16 in. *(406 mm)*		
615*	18	532	12 in. *(305 mm)*	14	356
G150*	17	503	12 in. *(305 mm)*	13 1/2	343

[1] Includes rigid extension
Specifications: output 1 oz. *(28 cm³)* per 33 strokes using No. 1 grease at 70 °F *(21 °C)*. Barrel diameter 2 1/4 in. *(57 mm)*
*⚠ **WARNING** California Proposition 65: Cancer and reproductive harm. www.P65Warnings.ca.gov

Model 1142CLR

Model 1100CLR

Clear grease guns and grease gun tubes

Lincoln's premium line of clear grease guns for 100% positive grease identification

Not all grease is created equally – different equipment, machines, bearing types and vehicles require different types of grease. Proper identification of the grease once installed in a grease gun can be challenging. Lincoln's clear tube allows for quick grease identification eliminating the risk of mixing incompatible or unspecified greases.

Built to last – the high strength clear tube and aircraft aluminum adapters create one of the most durable tube assemblies in the industry. Traditional steel tubes are subject to damage in the workplace through drops and hits from other tools. The Lincoln clear tube design is impervious to this type of damage. Its resilient shell eliminates waste from grease bypass.

Military proven – Lincoln's clear tube design was developed successfully for military maintenance support. The clear tube is being used successfully in these harsh environments, and it provides the 100% grease identification they demand.

The clear design enables:

- Positive grease type identification (bulk or cartridge)
- Visual confirmation of quantity of grease remaining in tube (bulk)
- Visual confirmation of air pockets eliminating the loss of prime (bulk)
- Visual confirmation of grease separation or contamination (bulk)
- Perfect concentricity and resilience eliminates bypass (bulk or cartridge)
- Visual recognition of grease brand promotes quality of shop (cartridge)

Clear grease gun models

Model	Description
1100CLR	**Tube only,** clear with blue ends – for easy conversion from standard Lincoln steel tubes
1100MLBK	**Tube only,** clear with black ends – for easy conversion from standard Lincoln steel tubes
1107CLR	**Tube only,** clear – for conversion of many competitive models
1134CLR	Gun, heavy-duty pistol with clear tube
1142CLR	Gun, lever with clear tube
1148CLR*	Gun, lever deluxe with clear tube

Clear tube kits (models 1100CLR and 1107CLR) are available to allow the conversion of grease guns currently in use

*⚠ **WARNING** California Proposition 65: Cancer and reproductive harm. www.P65Warnings.ca.gov

Hoses for grease guns and air-operated control valves

Premium extensions for grease guns and air-operated control valves

Model	Description		Thread size NPT (m)	Maximum pressure Working	
–	in.	mm	in.	psi	bar
5812	12	305	1/8	4 500	310
5818	18	457	1/8	4 500	310
5861	36	914	1/8	4 500	310

Model 5812

Strategically placed coil spring provides nonslip, push-pull grip and prevents accidental kinking which could cause hose ruptures.

Hose extensions for manually operated grease guns, packaged

Model	Description		Thread size inlet NPT (m)	outlet NPT (m)	Maximum pressure Working		Burst pressure	
–	in.	mm	in.	in.	psi	bar	psi	bar
71512	12	305	1/8	1/8	3 000	207	12 000	827
71518	18	457	1/8	1/8	3 000	207	12 000	827
G212	12	305	1/8	1/8	3 500	241	14 000	965
G212S*	12	305	1/8	1/8	3 500	241	14 000	965
G218	18	457	1/8	1/8	3 500	241	14 000	965
G218S*	18	457	1/8	1/8	3 500	241	14 000	965

* With spring guard

Model 71512

Model G212

Model G212S

Extensions for manually operated grease guns, bulk (unpackaged)

Model	Description		Thread size NPT (m)	Maximum pressure Working		Burst pressure	
–	in.	mm	in.	psi	bar	psi	bar
75912CL	12	305	1/8	3 000	207	12 000	827
75918CL	18	457	1/8	3 000	207	12 000	827
75924CL	24	610	1/8	3 000	207	12 000	827
75936CL	36	914	1/8	3 000	207	12 000	827

Model 1248HP

Whip hose extensions for PowerLubers

PowerLuber whip hoses

Model	Description		Thread size inlet UNEF	outlet NPT (m)	Maximum pressure Working	
–	in.	*mm*	in.	in.	psi	*bar*
1218	18	*457*	7/16	1/8	7 500	*517*
1224	24	*610*	7/16	1/8	7 500	*517*
1230	30	*762*	7/16	1/8	7 500	*517*
1236	36	*914*	7/16	1/8	10 000	*689*
1248HP	48	*122*	7/16	1/8	10 000	*689*

Model 1230
These hoses only fit Lincoln battery-operated PowerLuber grease guns and model 1162 air-operated grease guns.

Model 81726

Model 81795

Assemblies for standard hydraulic fittings

Model	Whip hose			Coupler	Thread size NPT (m)	Maximum pressure Working	
–	–	in.	mm	–	in.	psi	bar
81725	5818	18	457	5845	1/8	4 500	310
81726	5812	12	305	5845	1/8	4 500	310
81795*	5812	12	305	5845	1/8	4 500	310

* Includes model 81980 locking sleeve

Model 3029

Model 3034

Assemblies for button-head couplers with swivel

Model	Whip hose			Coupler	Thread size NPT (m)	Maximum pressure Working	
–	–	in.	mm	–	in.	psi	bar
3029	5812	12	305	80933/large	1/8	4 000	276
3034	5812	12	305	81458/standard	1/8	4 000	276
3055	5861	36	914	81458/standard	1/8	4 000	276
3056	5861	36	914	80933/large	1/8	4 000	276

Model 5858

Flexible and rigid extension adapter

Model 5858

Maximum working pressure 5 000 psi *(345 bar)*. Allows operator to switch from flexible to rigid extension with one hand. Overall length 13 in. *(330 mm)*. 1/8 in. NPT (m). For use on hand guns or air operated grease control valves.

WARNING!
Whip hose models 3029, 3034, 5812, 5818, 5861, 81725, 81726, 81795

Install as shown

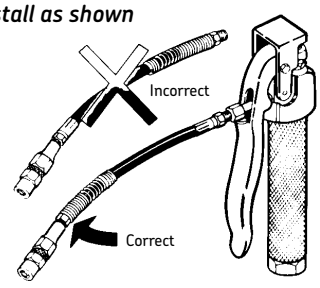

Grease couplers

Hydraulic coupler displays

Hydraulic couplers – standard

- 6 000 psi *(408 bar)* maximum operating pressure.
- For all hydraulic type grease fittings.
- Small outside diameter permits easy contact with recessed fittings.
- Built-in ball check prevents leak and lubricant backup.
- Inlet 1/8 in. NPT (f).
- Bulk model 245978

Hydraulic coupler displays

Model 5852

- One hydraulic coupler in a resealable clamshell.
- 3-jaw design

Model 5852-2

- Two hydraulic couplers in the same clamshell as model 5852.

Model 5852-5

- Contains five couplers; reduces cost per unit.

Model 5852-54 counter display

- Contains 54 couplers in a displayable box; best value.

Model 5845 heavy-duty

- 7 500 psi *(517 bar)* maximum operating pressure.
- 11/16 in. hex
- Inlet 1/8 in. NPT (f)
- Bulk model 245976

Model 5848 adapter

- 7 500 psi *(517 bar)* maximum operating pressure.
- Built-in swivel allows full 360° circle.
- Locks in any one of eight 45° positions.
- Adjustable coupler section permits contact with fittings in reverse positions.
- Angle body has 1/8 in. NPT (f) inlet permits addition of pipe extension when required.

Model G300 standard grease coupler

For use with most hand-operated grease guns and equipment. 1/8 in. NPT 4-jaw design.

Special access grease couplers

Model 5883 90° grease coupler

- Provides access to difficult to reach fittings.
- Allows for easy lubrication in tight areas.

Button-head couplers and adapters

Model 80933

4 000 psi *(276 bar)* maximum operating pressure. For pull-on, push-on or hook-on service. Use with large 7/8 in. *(22 mm)* diameter button-head fittings. 7/16 in.-27 (f) thread.

Model 81458

Same as model 80933 except for 5/8 in. *(16 mm)* diameter button-head fittings.

Model 10460

5 000 psi *(345 bar)* maximum operating pressure. For adapting standard or large button-head couplers to hose with 1/8 in. NPT connections. 1/8 in. NPT (f) x 7/16 in.-27 (m) thread. Use gasket model 31138, not included.

Model 10536

4 500 psi *(310 bar)* maximum operating pressure. For adapting standard or large button-head couplers to hose with 3/8 in. NPT connections. 3/8 in. NPT (f) x 7/16 in.-27 (m) thread. Use gasket model 31138, not included.

Model 5852

Model 5845

Model 5848

Model G300

Model 5883

Model 81458

Model 10536



Model 5834

Model 5853

Model 62028

Model 5884*

Model 5859*

Model 5855*

Model 81980*

Model 5849*

Grease coupler extensions and adapters

Model 5834

7 500 psi *(517 bar)* maximum operating pressure. Includes model 5845 coupler and model 62028 6 in. *(152 mm)* extension tube. 1/8 in. NPT (m) connection.

Model 5853

6 000 psi *(408 bar)* maximum operating pressure. Includes model 5852 hydraulic coupler and model 62028 6 in. *(152 mm)* extension tube. 1/8 in. NPT (m) connection.

Rigid extensions

Model 62028

6 in. *(152 mm)* length. Tough, heavy-wall seamless steel tubing. 1/8 in. NPT (m) at each end.

Model 62061

Same as model 62028 except 12 in. *(305 mm)* length.

Model 62117

Same as 62028 except 18 in. *(457 mm)* length.

Quick-connect grease accessories

Model 5884*

Contains model 5883 90° grease coupler plus a quick-connect locking sleeve for fast access to hard-to-reach lube points.

Model 5859 angle*

- 90° angle solves problem of contacting so-called "inaccessible" grease fittings.
- Design eliminates need to remove "deep dish" wheels for lubrication of the tie rod ends and ball joints.
- Use to service cars, truck, machines and farm equipment.

Model 5855 recessed*

Straight extension. Use to lubricate recessed fittings where obstructions will not permit use of hydraulic coupler. Includes extension and locking sleeve.

Model 81980 locking sleeve*

For adapting any 1/8 in. NPT (m) extension to a hydraulic coupler.

Model 5849 360 degree*

7 500 psi *(517 bar)* maximum operating pressure. Includes model 5848 360° coupler for full swivel, 2 in. *(51 mm)* steel extension tube and locking sleeve.

***** ***With quick-connect locking sleeve.***

WARNING!
Never point needle nozzles, adapters or coupler at any part of the body or another person.

Needle nozzles

Model 5803

Allows operator to contact flush type or hard-to-reach hydraulic type fittings. 1/8 in. NPT (f) thread.

Model 5806

Same as model 5803 except 6 in. *(152 mm)* length.

Model 82784*

Same as model 5803 except with extension and locking sleeve.

Model 83278*

Use to lubricate U-joints and spindles. Attaches to hydraulic coupler of control valve or grease gun. Includes rubber tip.

Impact fitting cleaner

Model 5805

- Clears hardened grease from fittings/ joints.
- Includes steel drive cylinder, piston, safety shield, high-pressure hose and model 5852 coupler and carrying case.

WARNING!
Never point needle nozzles, adapters or coupler at any part of the body or another person.

Grease injection tool

Model 5807*

- Provides a solution to noisy sealed bearings, joints, chassis pivot points, dry splines, etc.
- Provides a way to apply a long-lasting lubricant into close-fitting areas
- Allows access into difficult-to-reach areas
- Includes a quick-connect coupler to limit grease by-pass
- Includes a threaded protective cap that removes and reattaches safely and easily
- Quickly attaches to all 3- and 4-jaw grease couplers
- For use with hand guns only

Grease adapter kit

Model 58000*

Heavy-duty lube accessory kit contains quick-connect versions of seven of Lincoln's most popular lube accessories. Use with all standard grease guns and dispensing devices. Includes models: 5849, 5855, 5859, 5884, 81795, 82784 and 83278.

***** *With quick-connect locking sleeve.*

Model 5803

Model 82784*

Model 83278*

Model 5805*

Model 5807*

Model 58000

Packaged grease fittings

Model 5468

Model 5470

Model 5470

Packaged fittings – U.S. threads

All the most popular fittings and sizes.

Model 5468 Mini

Ten assorted grease fittings in three popular sizes, blister packed on one card.

Model 5468 – assortment contents

Quantity	Description
–	in.
6	1/4-28 straight
2	1/4-28 45°
2	1/4-28 90°

Model 5470 economy

24 assorted grease fittings in six popular sizes, blister packed on one card.

Model 5470 – assortment contents

Quantity	Description
–	in.
6	1/8 NPT straight
6	1/4-28 straight, short thread
3	1/8 NPT 45° angle
3	1/4-28 45° angle, short thread
3	1/8 NPT 90° angle
3	1/4-28 90° angle, short thread

Model 5469

Model 5469 deluxe

100 assorted grease fittings in six popular sizes. Sturdy, easy to handle transparent dispenser box has labeled and illustrated compartments.

Model 5469 – assortment contents

Quantity	Description
–	in.
20	1/8 NPT straight
40	1/4-28 straight, short thread
10	1/4-28 45° angle, short thread
10	1/8 NPT 65° angle
10	1/8 NPT 90° angle
10	1/4-28 90° angle, short thread

Model 5191

Model 5291

Model 5290

Model 5490

1/4 in.-28 SAE taper thread packs

Short thread grease

Model	Description
–	in.
5191	Card of (10) straight fittings
5291	Card of (10) 45° angle fittings
5491	Card of (10) 90° angle fittings

1/8 in. NPT pipe thread packs

Grease fittings

Model	Description
–	in.
5190	Card of (10) straight fittings
5290	Card of (10) 45° angle fittings
5490	Card of (10) 90° angle fittings

Packaged fittings – metric threads

All the most popular fittings and sizes.

Model 5184 Mini

An assortment of three of the most used 6 mm sizes and configurations blister packed on one card.

Model 5184 – assortment contents

Quantity	Description
–	mm
6	6 mm straight
2	6 mm 45°
2	6 mm 90°

Model 5184

Model 5185 economy

30 grease fittings in three of the most popular **6 mm** metric sizes blister packed on one convenient card.

Model 5185 – assortment contents

Quantity	Description
–	mm
16	6 mm straight
6	6 mm 45°
8	6 mm 90°

Model 5186 deluxe

100 assorted grease fittings in all the most popular metric sizes. Sturdy, easy to handle dispenser box has labeled and illustrated compartments.

Model 5186 – assortment contents

Quantity	Description
–	mm
40	6 mm straight
20	6 mm 45°
10	6 mm 90°
5	8 mm straight
5	8 mm 45°
5	8 mm 90°
5	10 mm straight
5	10 mm 45°
5	10 mm 90°

Model 5186



Boxed and bulk grease fittings

Model 5000

Model 5200

Model 5400

Bulk and boxed fittings – 1/8 in. NPT thread

Model Bulk (each)	Model 100 piece box	Description	Size	
–	–	–	in.	mm
5000	**5000C**	Straight	21/32	16,7
5003	**5003C**	Straight	1 1/4	31,8
5200	**5200C**	45° angle	7/8	22,2
5300	**5300C**	65° angle	29/32	23,1
5400	**5400C**	90° angle	27/32	21,4

Bulk and boxed fittings – 1/4 in. NPT thread

Model Bulk (each)	Model 100 piece box	Description	Size	
–	–	–	in.	mm
5050	**5050C**	1/4 NPT straight	15/16	23,8
5350	**5350C**	1/4 NPT 65° angle	1 5/32	29,4

Model 5010

Model 5210

Model 5410

Bulk and boxed fittings – 1/4 in.-28 NPT thread

Model Bulk (each)	Model 100 piece box	Description	Size	
–	–	–	in.	mm
5010	**5010C**	Straight – short thread	1/2	12,7
5013	**5013C**	Straight – long thread	11/16	17,5
5527	**5527C**	Straight – short thread	31/64	12,3
5210	**5210C**	45° angle – short thread	7/8	22,2
5410	**5410C**	90° angle – short thread	25/32	19,8

Bulk and boxed fittings – metric threads

Model Bulk (each)	Model 100 piece box	Description	Size	
–	–	–	mm	in.
5175	**5175C**	Straight	6	0.24
5176	**5176C**	45°	6	0.24
5177	**5177C**	90°	6	0.24
5178	**5178C**	Straight	8	0.32
5179	**5179C**	45°	8	0.32
5180	**5180C**	90°	8	0.32
5181	**5181C**	Straight	10	0.39
5182	**5182C**	45°	10	0.39
5183	**5183C**	90°	10	0.39

Button head fittings

Model Bulk	Model 100 piece box	Description	Size	
–	–	in.	in.	mm
5701	**5701C**	1/8 NPT (m) thread	25/32	19,8
5706	**5706C**	1/4 NPT (m) thread	53/64	21,0

Model 5701, 5706

Drive-type fittings

Model Bulk (each)	Model 100 piece box	Description	Size		Diameter	
–	–	–	in.	mm	in.	mm
5033	**5033C**	Straight	9/16	14,3	3/16	4,8
5385	**5385C**	65° angle	13/16	20,6	3/16	4,8
5318	**–**	65° angle	49/64	19,4	1/4	6,4
5031	**5031C**	Straight	37/64	14,7	5/16	7,9

Model 5033

Important ordering information

To order **bulk fittings**: specify exact quantity desired. Product will arrive in one package containing that quantity.

To order **100 piece boxed fittings**: specify exact quantity of boxes desired. Product will arrive in boxes containing 100 fittings each.

Model 5000C

Model 10461

Model 10787

Model 20028

Model 20029

Model 90776

Model G904

Model G905

Model 11485

Model 11509

Grease fitting thread adapters, bushings, angle bodies and tools

Metric thread adapters

Convert any 1/4 in.-28 thread grease fitting to metric thread.

Metric thread adapters

Model	Size NPT
–	in.
103307E	6 mm x 1/4-28 (f)
103308E	8 mm x 1/4-28 (f)
103309E	10 mm x 1/4-28 (f)

Fitting bushings and angle bodies

Fitting bushings and angle bodies

Model	Description	Size NPT
–	–	in.
10461	Hex bushing	1/8 (f) x 1/4 (m)
10787	Face bushing	1/8 (f) x 1/4 (m)
20028	45° angle body	1/8 (f) x 1/8 (m)
20029	90° angle body	1/8 (f) x 1/8 (m)
20026	90° angle body	1/4-28 (m) x 1/8 (f)

Easy-out tools

A combination tool used to remove worn or broken fittings and to retap holes for installation of new fittings. Tool contains sockets for removing both straight and angle fittings. May also be used to remove old pin-type fittings.

Model 66953

For tapping 1/4 in.-28 threads and removal of both 3/8 and 5/16 in. hex. straight or angle fittings.

Model 90776

For tapping 1/8 in. NPT threads and removal of 7/16 in. hex. straight or angle fittings.

Model G904 small 4-way grease fitting tool

For tap repair of damaged threads (1/4 in. -28 NPT) and removal of broken fittings.

Model G905 large 4-way grease fitting tool

For tap repair of damaged threads (1/8 in. NPT) and removal of broken fittings.

Fitting drive tools

Model 11485

Use to install straight drive-type fittings only.

Model 11509

Use to install angle drive-type fittings only.

Lincoln bearing packers

Flush and pack in one operation eliminating inefficient and messy hand packing.

Model 224

Universal bearing packer forces out old grease while evenly injecting fresh grease. Pack bearing up to 4 1/2 in. OD. Connects to standard grease coupler.

Model 816

Services bearings with 5/8 to 1 1/2 in. ID. This versatile, compact unit mounts on work-bench or wall. Bearing is flushed and packed by contacting fitting in packer head with power gun control valve or by high-pressure hand gun. Overall dimension (height x width): 4 1/2 x 4 in. *(114 x 102 mm)* 3 1/4 in. OD.

Model 102891

Bearing packer head only; for bench mounting or attachment to any Lincoln air-operated economy, series 20 or 40 grease pump. Services bearings 1 3/4 to 9 1/2 in. OD with minimum ID of 9/16 in. Accepts grease through fitting from high-pressure control valve or hand gun. For bench mount use 1/2 in. *(12,7 mm)* pipe flange.

Model 844

Services bearings to 9 1/2 in. OD with minimum 9/16 in. ID. Includes adapter model 45987 to service bearings from 1 to 1 3/4 in. OD. For use with 120 lb. *(54 kg)* original refinery container (not included). Includes model 84780 universal follower.

- Specifications:
  - Maximum pressure 800 psi *(55 bar)*. 1 oz. *(28 ml)* per stroke.
- Finish:
  - Drum cover in red enamel, pump head and handle in black.
- Dimensions:
  - Overall height 41 7/8 in. with standard 120 lb. *(54 kg)* drum.

Model 102697 super speed packer

Services bearings with 5/8 to 1 1/2 in. ID with up to 3 1/4 in. OD on passenger cars, light trucks and farm vehicles. Clamps securely on 25 to 50 lb. *(11 to 22 kg)* original refinery container. Primes easily and pumps efficiently even when using heavy greases at low temperatures. Includes flexible follower.

- Finish:
  - Drum cover in red enamel.
- Dimensions:
  - Overall height 21 in.

Model 102929

Same as model 102697 except has larger packer head to service bearing to 9 1/2 in. OD with minimum ID of 9/16 in. Includes adapter to permit servicing smaller bearings of 1 to 1 3/4 in. OD. Includes flexible follower plate.

Model 224

Model 816

Model 102891

Model 844

Model 102697

Model 102929

Pumps and accessories

PMV pump family **35**
PMV oil pumps 39
PMV oil pump accessories 43
PMV grease pumps 46
PMV grease pump accessories 49

Series 20, 25 and 40 medium-pressure oil pumps **51**
Medium-pressure oil pumps 51
Medium-pressure oil pump accessories 56
High-pressure grease pumps 59
High-pressure grease pump accessories 63

PowerMaster pumps **64**
PowerMaster III pumps 64
PowerMaster III air-operated oil pumps 68
PowerMaster III grease pumps 69
PowerMaster II pumps 70
PowerMaster II air-operated oil pumps 73
PowerMaster II grease pumps 73
PowerMaster III and II pump accessories 74

Hydraulic PowerMaster motor **78**

Air-operated diaphragm pumps **84**
Air-operated diaphragm pump accessories 86

Transfer pumps **87**
Transfer pump accessories 90

Bulk oil systems **90**

Series 20 corrosive fluids pumps **92**

Value series transfer pumps **93**

Heavy-duty air-operated grease pumps **95**
Heavy-duty air-operated grease pump accessories 98

Manually operated high-pressure grease pumps **100**
Manually operated grease pump accessories 102

Gear lube and ATF pumps **103**

Rotary drum pumps **106**

PMV pumps

Series 20, 25, 40 pumps

PowerMaster pumps

Air-operated diaphragm pumps

Manual rotary pumps

DEF compatible transfer pumps

PMV pump family

Designed for exceptional performance, long service life, low maintenance cost

Lincoln's new PMV family of grease and oil pumps represents 100 years of high-quality engineering, technology and manufacturing. The unique, modular design of these pumps includes precision-machined parts made with durable materials which allows for a longer pump life.

Based on Lincoln's proven PowerMaster III air logic pump technology, PMV is a simple design with few moving parts. This translates to exceptional performance, long service life and low maintenance cost.

Air valve assembly

Air cylinder

One-piece cylinder casting

O-ring

One-piece gland nut

Pump rod

PMV features and benefits

Air valve assembly

- Proven design based on the PowerMaster III air logic pump technology
  - More than 25 years of precision pump engineering ensures dependable, quiet performance
- Modular, fastened by four bolts
  - Quick and easy to maintain throughout the service life of the pump
- Precision machined and made from aircraft aluminum
  - Precise, durable and less susceptible to temperature than plastic spools
- Runs without external lubrication
  - Reduces cost of ownership
- No springs, rods, levers or slides
  - Fewer parts to wear out, increasing durability, decreasing repair cost
- Designed to work in a contaminated air supply

Air cylinder

- One-piece cylinder casting contains all ports and passages
  - Simplifies repairs
- One-piece piston
  - No connection to any rods, spools, springs or poppets reduces premature mechanical failures, simplifies repairs
- One o-ring on the piston
  - Reduces leak paths, improves durability

Pump tube

- One-piece, machined gland nut
  - Easy to maintain over the life of the pump
- Divorced pump tube and air motor seal
  - Air motor seal is a separate o-ring which reduces the chance of contamination in the motor

Pump seals

- Made from durable polyurethane
  - Compatible with a wide range of natural and synthetic lubricants
- PMV grease pumps and 5:1 and 10:1 oil pumps feature copper gasket seal between externally threaded pump tube and outlet body; 6:1 pump uses polyurethane seal on internal pump tube threads
  - Helps to ensure a positive seal against extreme pressure conditions

Pump rod

- Hard-chrome plated
  - Allows for superior sealing and extends the life of the rod

Outlet check

- For oil pump models
- Protects pump from system back pressure

5:1 bare pump

Model
V305000000

10:1 bare pump

Model
V410000000

6:1 bare pump

Model
V406000000

Oil pumps with 10 W 30 motor oil

PMV 3 in. 5:1 pumps[1)]	
Reels with 50 ft. *(15,24 mm)* x 1/2 in. ID hose (Alemite model 8078-D)	5/8 OD x 0.049 in. *(1,24 mm)* wall tubing
Electronic meters (models 905, 953, 954)	3/4 OD x 0.049 in. *(1,24 mm)* wall tubing
PMV 4.25 in. 10:1 pumps[1)]	
Reels with 50 ft. *(15,24 mm)* x 1/2 in. ID hose (Alemite model 8078-D)	5/8 OD x 0.049 in. *(1,24 mm)* wall tubing
Electronic meters (models 905, 953, 954)	3/4 OD x 0.049 in. *(1,24 mm)* wall tubing
PMV 4.25 in. 6:1 pumps[2), 3)]	
Reels with 50 ft. *(15,24 mm)* x 1/2 in. ID hose (Alemite model 8078-D)	1.25 in. sch. 40 seamless pipe
Electronic meters (models 905, 953, 954)	1.5 in. sch. 40 seamless pipe

All systems based on 100 psi *(6,89 bar)* air input and 70 °F *(21 °C)*
1) Two simultaneous dispenses at 1 gallon/min. *(3,78 liter/min.)* each
2) Four simultaneous dispenses at 1 gallon/min. *(3,78 liter/min.)* each
3) 6:1 pumps are for stub or wall mount only. Not for use with bung bushings.

Grease pumps with NLGI #1 grease

PMV 3 in. 50:1 pumps[4)]	
Reels with 50 ft. *(15,24 mm)* x 3/8 ID hose (Alemite model 8078-T)	5/8 OD x 0.083 in. *(2,11 mm)* wall tubing)
Control valve and swivel (models 3050, 81729)	5/8 OD x 0.083 in. *(2,11 mm)* wall tubing
PMV 4.25 in. 50:1 pumps[5)]	
Reels with 50 ft. *(15,24 mm)* x 3/8 ID hose (Alemite model 8078-T)	3/4 OD x 0.109 in. *(2,769 mm)* wall tubing
Control valve and swivel (models 3050, 81729)	1 in. sch. 160 pipe

All systems based on 100 psi *(6,89 bar)* air input and 70 °F *(21 °C)*
4) Two simultaneous dispenses at 0.125 lbs./min. *(56,7 grams/min.)* each
5) Four simultaneous dispenses at 0.125 lbs./min. *(56,7 grams/min.)* each

1 Values are for typical systems
2 Some of the factors that affect actual system's performance
- **2.1** Temperature
- **2.2** Viscosity
- **2.3** Number and type of fitting (elbows, tees, reducers) and connecting hoses
- **2.4** Air supply – pressure, scfm, line size

3 Lincoln can provide system design and/or performance parameters for any specific application. Contact your representative.
4 For specific installations, please refer to Lincoln's Vehicle Service Planning Manual

Pump performance curves

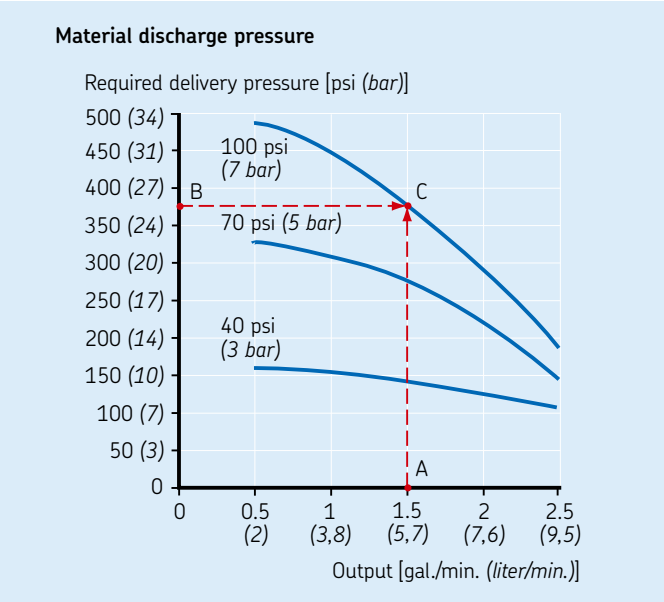

Material discharge pressure

To find material discharge pressure [psi (*bar*)] at a specific delivery [gal./min. (*liter/min.*)] and air pressure [psi (*bar*)]:

1 Locate required gal./min. (*liter/min.*) output along bottom of scale (example 1.5 gal./min.)

2 Locate system pressure requirement from calculations along the vertical right scale (example 375 psi)

3 Plot intersection of two points on the graph

3.1 If intersection falls on or below a solid air PSI curve, then the pump will be OK for the given output and pressure requirements.

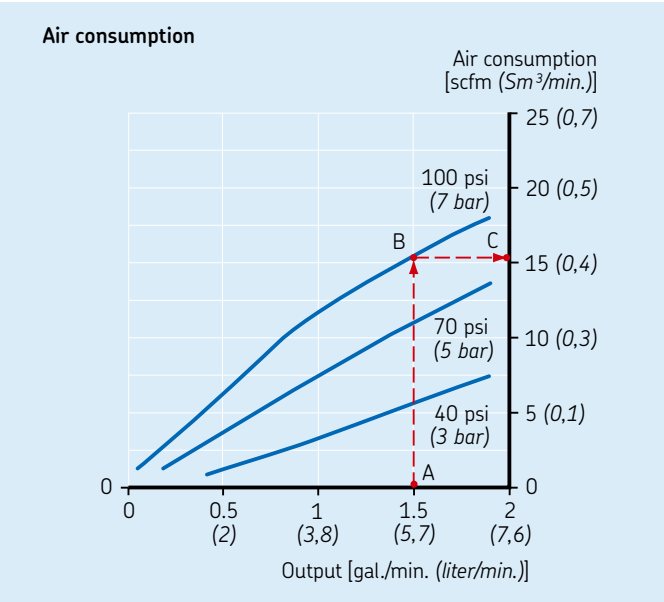

Air consumption

To find air consumption [scfm (*Sm³/min.*)] at a specific delivery [gal./min. (*liter/min.*)] and air pressure [psi (*bar*)]:

1 Locate required delivery along bottom of scale (example 1.5 gal./min.)

2 Follow vertical line up to where it intersects with air pressure curve (dashed line)

3 Follow the line horizontally to the right column of chart to determine air consumption

5:1 oil pump technical data

Pumping ratio	5:1
Air pressure	40 to 150 psi *(2,7 to 10,3 bar)*
Maximum output pressure	750 psi *(51,7 bar)*
Air inlet	3/8 NPTF
Material outlet	1/2 NPTF
Material inlet	1 1/2 NPTF
Airmotor bore diameter	3 in. *(76,2 mm)*
Stroke	3 1/4 in. *(82,5 mm)*
Output per cycle	6.7 cu. in. *(110 cm³)*
Cycles per gallon	34.5/gallons *(9,1/liter)*
Wetted parts	Carbon steel, brass, zinc, polyurethane, nitrile
Free flow	7 gallon/min. *(26,5 liter/min.)*
Overall length (stub)	17 3/8 in. *(442 mm)*

Decibels less than 85 at all normal operating conditions

5:1 oil pump performance testing

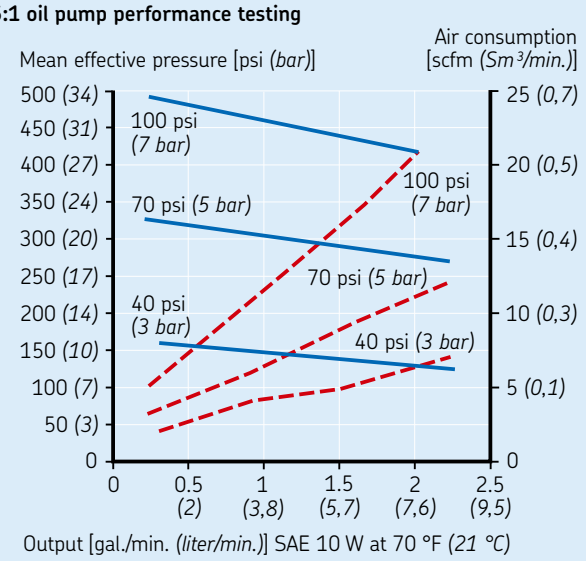

6:1 oil pump technical data

Pumping ratio	6:1
Air pressure	40 to 150 psi *(2,7 to 10,3 bar)*
Maximum output pressure	900 psi *(62 bar)*
Air inlet	3/8 NPTF
Material outlet	1/2 NPTF
Material inlet	1 1/2 NPTF
Airmotor bore diameter	4 1/4 in. *(108 mm)*
Stroke	3 1/4 in. *(82,5 mm)*
Output per cycle	11.9 cu. in. *(195 cm³)*
Cycles per gallon	19.4/gallons *(5,1/liter)*
Wetted parts	Carbon steel, brass, zinc, polyurethane, nitrile
Free flow	7 gallon/min. *(26,5 liter/min.)*
Overall length (stub)	18 7/8 in. *(480 mm)*

Decibels less than 85 at all normal operating conditions

6:1 oil pump performance testing

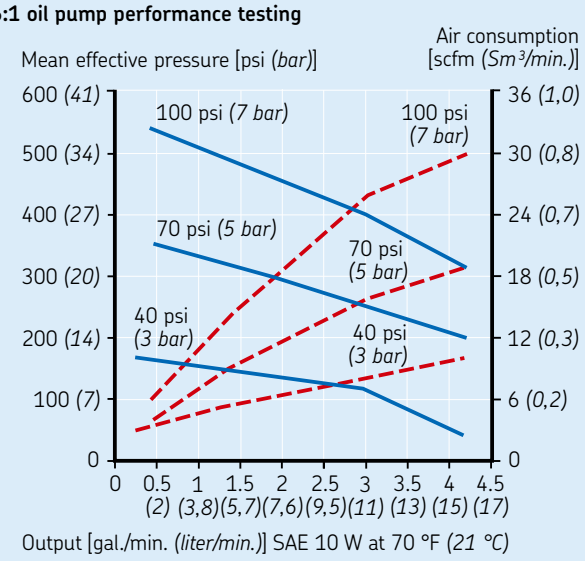

10:1 oil pump technical data

Pumping ratio	10:1
Air pressure	40 to 150 psi *(2,7 to 10,3 bar)*
Maximum output pressure	1 500 psi *(103 bar)*
Air inlet	3/8 NPTF
Material outlet	1/2 NPTF
Material inlet	1 1/2 NPTF
Airmotor bore diameter	4 1/4 in. *(108 mm)*
Stroke	3 1/4 in. *(82,5 mm)*
Output per cycle	7.2 cu. in. *(118 cm³)*
Cycles per gallon	32.1/gallons *(8,5/liter)*
Wetted parts	Carbon steel, brass, zinc, polyurethane, nitrile
Free flow	5 gallon/min. *(18,4 liter/min.)*
Overall length (stub)	17 7/16 in. *(443 mm)*

Decibels less than 85 at all normal operating conditions

10:1 oil pump performance testing

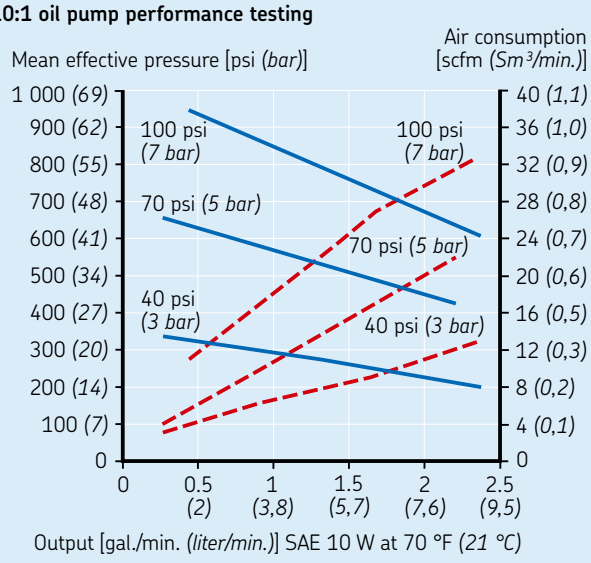

PMV 3 in. *(76,2 mm)* oil pumps

Model
V30500SSU

Model
V305055BB

Model
V305016DC

Model
V305275BB

Model
V30500SWM

Model
V305055LT

Model V30500SSU

Package includes:
- Bare pump model V305000000
- Stub/universal kit model K00000SSU
  - Bung bushing model 85824
  - Air coupler/nipple model 5874/5875
  - 3/8 in. x 2 ft. *(0,6 m)* air hose model 72024A
  - 1/2 in. x 2 ft. *(0,6 m)* fluid hose model 73024
  - 90° swivel model 241584

Model V305055BB

Package includes:
- Bare pump model V305000000
- 55 gallon *(208 liter)* bung mount kit model K000055BB
  - Bung bushing model 85824
  - Air coupler/nipple model 5874/5875
  - 3/8 in. x 5 ft. *(1,5 m)* air hose model 273299
  - 1/2 in. x 5 ft. *(1,5 m)* fluid hose model 73060
  - Down tube model 85807
  - 90° swivel model 241584

Model V305016DC

Package includes:
- Bare pump model V305000000
- 16-gallon *(60,6 liter)* drum cover kit model K000016DC
  - Drum cover model 85826
  - Suction tube model 85806
  - Air coupler/nipple model 5874/5875
  - 3/8 in. x 5 ft. *(1,5 m)* air hose model 273299
  - 1/2 in. x 5 ft. *(1,5 m)* fluid hose model 73060

Model V305275BB

Package includes:
- Bare pump model V305000000
- 275 gallon *(1 041 liter)* pump mount kit model K000275BB
  - Bung bushing model 85824
  - Air coupler/nipple model 5874/5875
  - 3/8 in. x 5 ft. *(1,5 m)* air hose model 273299
  - 1/2 in. x 5 ft. *(1,5 m)* fluid hose model 73060
  - Universal suction tube model 85949

Model V30500SWM

Package includes:
- Bare pump model V305000000
- Remote suction kit model 84945
- Wall mount kit model 275398
  - Air coupler/nipple model 5874/5875
  - 3/8 in. x 5 ft. *(1,5 m)* air hose model 273299
  - 1/2 in. x 5 ft. *(1,5 m)* fluid hose model 73060
  - 90° swivel model 241584
  - Wall mount assembly model 275413

Model V305055LT

Package includes:
- Bare pump model V305000000
- Drum cover and hose kit model K000055LT
  - 400 lb. *(181 kg)* drum cover with tie rods model 83115
  - Down tube model 85807
  - Lifting eye model 275415
  - Air coupler/nipple model 5874/5875
  - 3/8 in. x 5 ft. *(1,5 m)* air hose model 273299

PMV 4.25 in. *(108 mm)* oil pumps

Model V40600SSU 6:1 stub pump

Package includes:
- Bare pump model V406000000
- 6:1 stub kit model K40600SSU
  - Air coupler/nipple model 5874/5875
  - 3/8 in. x 2 ft. *(0,6 m)* air hose model 72024A
  - 1/2 in. x 2 ft. *(0,6 m)* fluid hose model 73024
  - 90° swivel model 241584

Model V40600SWM 6:1 wall mount pump

Package includes:
- Bare pump model V406000000
- Remote suction kit model 84945
- Wall mount kit model 275398
  - Air coupler/nipple model 5874/5875
  - 3/8 in. x 5 ft. *(1,5 m)* air hose model 273299
  - 1/2 in. x 5 ft. *(1,5 m)* fluid hose model 73060
  - 90° Swivel model 241584
  - Wall mount assembly model 275413

Model V41000SSU 10:1 stub/universal pump

Package includes:
- Bare pump model V410000000
- Stub/universal kit model K00000SSU
  - Bung bushing model 85824
  - Air coupler/nipple model 5874/5875
  - 3/8 in. x 2 ft. *(0,6 m)* air hose model 72024A
  - 1/2 in. x 2 ft. *(0,6 m)* fluid hose model 73024
  - 90° swivel model 241584

Model V410055DC 10:1 55 gallon *(208 liter)* pump with drum cover

Package includes:
- Bare pump model V410000000
- 55-gallon *(208 liter)* drum cover kit model K000055DC
  - Drum cover model 85827
  - Suction tube model 85807
  - 90° swivel model 241584
  - Air coupler/nipple model 5874/5875
  - 3/8 in. x 5 ft. *(1,5 m)* air hose model 273299
  - 1/2 in. x 5 ft. *(1,5 m)* fluid hose model 73060

Model V40600SSU

Model V40600SWM

Model V41000SSU

Model V410055DC

Model V410055BB

Model V410055BB 10:1 55 gallon *(208 liter)* pump with bung bushing

Package includes:
- Bare pump model V410000000
- 55 gallon *(208 liter)* bung mount kit model K000055BB
  - Air coupler/nipple model 5874/5875
  - 3/8 in. x 5 ft. *(1,5 m)* air hose model 273299
  - 1/2 in. x 5 ft. *(1,5 m)* fluid hose model 73060
  - Down tube model 85807
  - 90° swivel model 241584

Model V41000SWM

Model V41000SWM 10:1 wall mount pump

Package includes:
- Bare pump model V410000000
- Remote suction kit model 84945
- Wall mount kit model 275398
  - Air coupler/nipple model 5874/5875
  - 3/8 in. x 5 ft. *(1,5 m)* air hose model 273299
  - 1/2 in. x 5 ft. *(1,5 m)* fluid hose model 73060
  - 90° swivel model 241584
  - Wall mount assembly model 275413

Model V410055LB

Model V410055LB 10:1 55 gallon *(208 liter)* lubrication truck pump with bung bushing

Package includes:
- Bare pump model V410000000
- 55 gallon *(208 liter)* lubrication truck kit with bung bushing model K000055LB
  - Bung bushing model 85824
  - Tie rod kit model 83131
  - Suction tube model 85807
  - Air coupler/nipple model 5874/5875
  - 3/8 in. x 5 ft. *(1,5 m)* air hose model 273299

Model V410055LT

Model V410055LT 10:1 55 gallon *(208 liter)* lubrication truck pump with drum cover

Package includes:
- Bare pump model V410000000
- Drum cover and hose kit model K000055LT
  - 400 lb. *(181 kg)* drum cover with tie rods model 83115
  - Down tube model 85807
  - Lifting eye model 275416
  - Air coupler/nipple model 5874/5875
  - 3/8 in. x 5 ft. *(1,5 m)* air hose model 273299

PMV oil pump accessories

PMV runaway controller

Model V340HH

Compatible with new and existing Lincoln PMV pumps, the runaway controller shuts off the pump and signals an alarm if the pump exceeds a preset cycle rate.

- Fully electronic
- Monitors and controls based on positive pump-cycle count
- Operates independently of air supply volume and pressure
- Prevents pump damage due to high runaway speeds if lubrication drum or tank is depleted
- Limits spills if broken hose or line leak causes pump to run faster than preset cycle rate

Low-level cutoffs

Automatically shuts off flow of oil; keeps air out of the pump when tank or drum level is low. Recommended when dispensing oil through metering devices to conform with standards of the National Conference of Weights and Measures.

- Model 82439 for 1 1/2 in. NPT suction tubes
- Model 84946 for 1 NPT suction tubes

Model 275413 wall mount bracket

Wall mount bracket for PMV pumps.

Thermal pressure protection

Protect lubrication system components from high pressure spikes caused by temperature change in a closed fluid network.

Model V340HH

Model 82439



Model 275413

Model 282876

Model V340HH technical data

Model	**V340HH**
Range	5 to 75 cycles/min.
Power	9 V lithium ion battery
External signal relay	2 A 30 V DC 0.5 A 125 V AC

Thermal pressure protection

Model	Description	Application	Pre-set relief pressure		Size NPT
–	–	–	psi	bar	in.
282876	Valve only	3:1, 5:1, 6:1	1 000	68	1/2
275197	Valve only	3:1, 5:1, 6:1	500	34	1/2
282957	Valve only	3:1, 5:1, 6:1, 10:1, 12:1	1 500	103	1/2
277601-1	Kit with valve, hose, adapters	PMV 5:1 and 6:1	900	62	Integrated
277601-2	Kit with valve, hose, adapters	PMV 10:1	1 500	103	Integrated

* Adapt PMV kits to PowerMaster III stub pump tube (model 84986) with a 300 lb. *(136 kg)* malleable iron 2 x 1.5 in. *(50,8 x 38,1 mm)* reducing coupling.

Thermal relief kit shown on PMV pump

Model 84945

Model 85806

Model 85807

Model 247771

Model 602136



Suction kit

Model 84945 suction kit

For transfer of product from drums, bulk tanks or reservoirs. Includes bung bushing suction tube, hose and coupling assembly.

Note: 2 x 1 in. *(50,8 x 25,4 mm)* bell reducer required for use with model 1914, supplied by others - general plumbing part.

Model 85806

16 gallon *(60 liter)* suction tube.

Model 85807

55 gallon *(208 liter)* suction tube.

Modular air line equipment accessories – lockout valve

Install in-line or modular with other AirCare products to help conform to OSHA lockout regulations. In the closed position, valves block inlet air flow and exhaust downstream air.

Lockout valve

Model	Modular use	In-line use	Maximum pressure		Temperature range	
–	in.	in.	psi	bar	°F	°C
247771	3/8 modular	3/8	250	17,24	0 to 150	–18 to +65

Integrated, modular filter and regulator with gauge

Model	Maximum pressure		Temperature range		Pressure range		Drain type	Size	Size								Weight	
								PTF	A		B		C		Diameter			
–	psi	bar	°F	°C	psi	bar	–	in.	in.	mm	in.	mm	in.	mm	in.	mm	lbs.	kg
602136	250	17,24	0 to 150	–18 to +65	5 to 150	0,3 to 10,34	Manual	3/8	5.27	134	2.89	73	1.98	50	3.29	83	1.2	0,5

Element particle size 40µ

Model 85824 bung bushing

Screws in bung opening of 55 gal. *(208 liter)* drums and custom-built tanks to secure PMV pumps. Plated to resist rust. Threaded 2 in. NPT (m).

Model 277020 heavy-duty bung bushing

For outdoor use. Protection from the environment is provided by plating and two gaskets.

Model 85826 drum cover for 120 lb. *(54 kg)* drum

For mounting PMV pumps on open 120 lb./16 gal. *(54 kg/60 liter)* drums.

Model 85827 drum cover for 400 lb. *(181 kg)* drum

For mounting PMV pumps on open 400 lb. or 55 gal. *(181 kg or 208 liter)* drums.

Model 83115 lubrication truck drum cover tie rod assembly for 400 lb. *(181 kg)* drum

Secures PMV pump and 400 lb. or 55 gal. *(181 kg or 208 liter)* drum to lubrication truck deck.

Model 82989 lubrication truck drum cover tie rod assembly for 120 lb. *(54 kg)* drum

Secures PMV pump and 120 lb. or 16 gal. *(54 kg or 60 liter)* drum to lubrication truck deck.

Model 273299 air inlet hose

3/8 in. ID x 5 in. *(127 mm)* air hose.

Quarter-turn valves

Model 66084 medium pressure

1/2 in. NPT (f), 600 psi *(52 bar)* maximum working pressure.

Model 85824

Model 277020

Model 85826

Model 85827

Model 83115

Model 82989

Model 273299

Model 66084

3 in. air motor

Model
V350400000

4.25 in. air motor

Model
V450120000

50:1 3 in. grease pump technical data

Pumping ratio		50:1
Air pressure		40 to 150 psi *(2,7 to 10,3 bar)*
Maximum output pressure		7 500 psi *(517 bar)*
Air inlet		3/8 NPTF
Material outlet		1/4 NPTF
Airmotor bore diameter		3 in. *(76,2 mm)*
Stroke		3 1/4 in. *(82,5 mm)*
Output per cycle		0.78 cu. in. *(12,8 cm³)*
Wetted parts		Carbon steel, brass, zinc, polyurethane, nitrile
Free flow		168 cu. in./min. *(2 753 cm³/min.)*
Overall length (stub)	35 lb. *(15 kg)*	27 7/8 in. *(708 mm)*
	120 lb. *(54 kg)*	36 3/8 in. *(924 mm)*
	400 lb. *(181 kg)*	42 7/8 in. *(1 089 mm)*

Decibels less than 85 at all normal operating conditions

50:1 3 in. grease pump performance testing

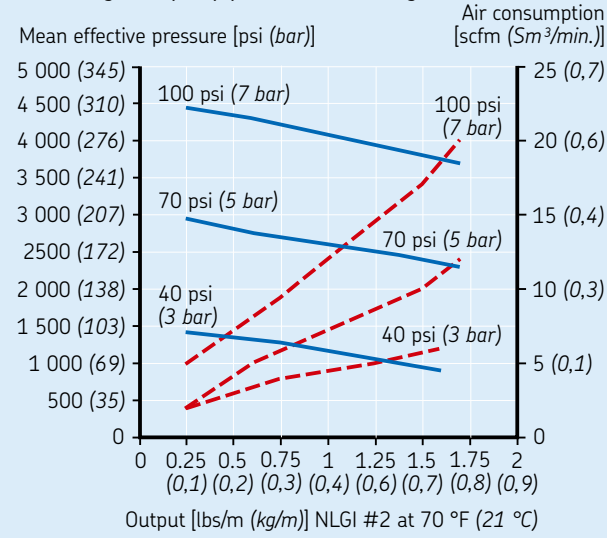

50:1 4.25 in. grease pump technical data

Pumping ratio		50:1
Air pressure		40 to 150 psi *(2,7 to 10,3 bar)*
Maximum output pressure		7 500 psi *(517 bar)*
Air inlet		3/8 NPTF
Material outlet		1/4 NPTF
Airmotor bore diameter		4 1/4 in. *(108 mm)*
Stroke		3 1/4 in. *(82,5 mm)*
Output per cycle		1.47 cu. in. *(24,1 cm³)*
Wetted parts		Carbon steel, brass, zinc, polyurethane, nitrile
Free flow		220 cu. in./min. *(3 605 cm³/min.)*
Overall length (stub)	120 lb. *(54 kg)*	36 7/16 in. *(926 mm)*
	400 lb. *(181 kg)*	42 15/16 in. *(1 091 mm)*

Decibels less than 85 at all normal operating conditions

50:1 4.25 in. grease pump performance testing

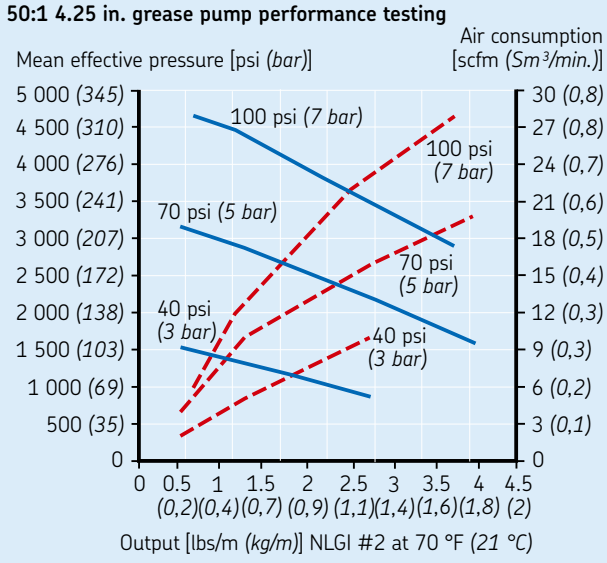

PMV 3 in. *(76,2 mm)* grease pumps

Model V350120000 50:1 3 in. 120 lb. *(54 kg)* bare pump

Model V350400000 50:1 3 in. 400 lb. *(181 kg)* bare pump

Model V350400DC 50:1 3 in. 400 lb. *(181 kg)* stationary package

Package includes:
- Bare pump model V350400000
- 400 lb. *(181 kg)* drum cover kit model K050400DC*
  - 400 lb. *(181 kg)* drum cover model 85827
  - Air coupler/nipple model 5874/5875
  - 1/4 in. x 5 ft. *(1,5 m)* grease hose model 75060
  - (2) hose connectors model 10198
  - 3/8 in. x 5 ft. *(1,5 m)* air hose model 273299
  - Elbow union model 80202

Model V350120DC 50:1 3 in. 120 lb. *(54 kg)* stationary package

Package includes:
- Bare pump model V350120000
- 120 lb. *(54 kg)* stationary kit model K050120DC*
  - Drum cover model 85826
  - (2) Hose connectors model 10198
  - Elbow union model 80202
  - 1/4 in. x 5 ft. *(1,5 m)* grease hose model 75060
  - 3/8 in. x 5 ft. *(1,5 m)* air hose model 273299
  - Follower model 84780
  - Air coupler/nipple model 5874/5875

Model V350120HF 50:1 3 in. 120 lb. *(54 kg)* inductor package

Package includes:
- Bare pump model V350120000
- Hoist/follower kit model 274932

Model V350400HF 50:1 3 in. 400 lb. *(181 kg)* inductor package

Package includes:
- Bare pump model V350400000
- Hoist/follower kit model 275260 *

Model V350120LT 50:1 3 in. 120 lb. *(54 kg)* lubrication truck package

Package includes:
- Bare pump model V350120000
- 120 lb. *(54 kg)* lubrication truck kit model K050120LT
  - 120 lb. *(54 kg)* drum cover with tie downs model 82989
  - Elbow union model 80202
  - Air coupler/nipple model 5874/5875
  - Lifting eye model 275415

Model V350400LT 50:1 3 in. 400 lb. *(181 kg)* lubrication truck package

Package includes:
- Bare pump model V350400000
- 400 lb. *(181 kg)* lubrication truck kit model K050400LT
  - 400 lb. *(181 kg)* drum cover with tie rods model 83115
  - Elbow union model 80202
  - Air coupler/nipple model 5874/5875
  - Lifting eye model 275415

***⚠ WARNING**

California Proposition 65:
Cancer and reproductive harm
www.P65Warnings.ca.gov

Model V350120000

Model V350400000

Model V350400DC

Model V350120DC

Model V350120HF

Model V350120LT

Model V350400LT

PMV 4.25 in. *(108 mm)* grease pumps

Model V450120000

Model V450400000

Model V450120DC

Model V450400DC

Model V450400HF

Model V450120LT

Model V450400LT

Model V450120000 50:1 4.25 in. 120 lb. *(54 kg)* bare pump

Model V450400000 50:1 4.25 in. 400 lb. *(181 kg)* bare pump

Model V450120DC* 50:1 4.25 in. 120 lb. *(54 kg)* stationary package

Package includes:

- Bare pump model V450120000
- 120 lb. *(54 kg)* stationary kit model K050120DC*
  - Drum cover model 85826
  - (2) hose connectors model 10198
  - 1/4 in. x 5 ft. *(1,5 m)* grease hose model 75060
  - 3/8 in. x 5 ft. *(1,5 m)* air hose model 273299
  - Follower model 84780
  - Air coupler/nipple model 5874/5875
  - Elbow union model 80202

Model V450400DC* 50:1 4.25 in. 400 lb. *(181 kg)* stationary package

Package includes:

- Bare pump model V450400000
- 400 lb. *(181 kg)* drum cover kit model K050400DC*
  - 400 lb. *(181 kg)* drum cover model 85827
  - Air coupler/nipple model 5874/5875
  - 1/4 in. x 5 ft. *(1,5 m)* grease hose model 75060
  - (2) hose connectors model 10198
  - 3/8 in. x 5 ft. *(1,5 m)* air hose model 273299
  - Elbow union model 80202

For heavy greases and/or low temperatures, order follower model 85825 on (→ page 55).

Model V450400HF 50:1 4.25 in. 400 lb. *(181 kg)* inductor package

Package includes:

- Bare pump model V450400000
- Hoist/follower kit model 275260 *

Model V450120LT 50:1 4.25 in. 120 lb. *(54 kg)* lubrication truck package

Package includes:

- Bare pump model V450120000
- 120 lb. *(54 kg)* lubrication truck kit model K050120LT
  - 120 lb. *(54 kg)* drum cover with tie downs model 82989
  - Elbow union model 80202
  - Air coupler/nipple model 5874/5875
  - Lifting eye model 275416

Model V450400LT 50:1 4.25 in. 400 lb. *(181 kg)* lubrication truck package

Package includes:

- Bare pump model V450400000
- 400 lb. *(181 kg)* lubrication truck kit model K050400LT
  - 400 lb. *(181 kg)* drum cover with tie rods model 83115
  - Elbow union model 80202
  - Air coupler/nipple model 5874/5875
  - Lifting eye model 275416

***⚠ WARNING**

California Proposition 65:
Cancer and reproductive harm
www.P65Warnings.ca.gov

PMV grease pump accessories

Model 247771

Modular air line equipment accessories – lockout valve

Install in-line or modular with other AirCare products to help conform to OSHA lockout regulations. In the closed position, valves block inlet air flow and exhaust downstream air.

Model 602136



Lockout valve

Model	Modular use	In-line use	Maximum pressure		Temperature range	
–	in.	in.	psi	bar	°F	°C
247771	3/8 modular	3/8	250	17,24	0 to 150	–18 to +65

Integrated, modular filter and regulator with gauge

Can be used with other AirCare modular components.

Integrated, modular filter and regulator with gauge

Model	Maximum pressure		Temperature range		Pressure range		Drain type	Size	Size								Weight	
								PTF	A		B		C		Diameter			
–	psi	bar	°F	°C	psi	bar	–	in.	in.	mm	in.	mm	in.	mm	in.	mm	lbs.	kg
602136	250	17,24	0 to 150	–18 to +65	5 to 150	0,3 to 10,34	Manual	3/8	5.27	134	2.89	73	1.98	50	3.29	83	1.2	0,5

Element particle size 40µ

Model 84780

Model 85825

Model 85826

Model 85827

Model 83115

Model 82989

Model 273299

Model 778

Follower plates

Recommended when pumping viscous lubricants that will not seek their own level.

Model 84780

For use with 120 lb. *(54 kg)* containers for 1, 1 1/4, 1 3/8, 1 1/2 and 2 1/8 in. diameter pump tubes. Used with series 20 and 40 air-operated grease pumps.

Model 85825

Deluxe pressed steel follower plate for 400 lb. *(181 kg)* drums includes a seal in the hub to prevent channelling of grease past the pump tube.

Model 85826 drum cover for 120 lb. *(54 kg)* drum

For mounting PMV pumps on open 120 lb./16 gal. *(54 kg/60 liter)* drums.

Model 85827 drum cover for 400 lb. *(181 kg)* drum

For mounting PMV pumps on open 400 lb. or 55 gal. *(181 kg or 208 liter)* drums.

Model 83115 lubrication truck drum cover tie rod assembly for 400 lb. *(181 kg)* drum

Secures PMV pump and 400 lb. or 55 gal. *(181 kg or 208 liter)* drum to lubrication truck deck.

Model 82989 lubrication truck drum cover tie rod assembly for 120 lb. *(54 kg)* drum

Secures PMV pump and 120 lb. or 16 gal. *(54 kg or 60 liter)* drum to lubrication truck deck.

Model 273299 air inlet hose

3/8 in. ID x 5 in. *(127 mm)* air hose.

Shut-off valves

Model 778 needle-type valve for chassis grease

High pressure valve with 1/4 in. NPT (f).

Lifting eye

Model 275416

Attach to PMV pump for easy drum removal/insertion with air-operated elevator model 1709.

The 3:1 and 5:1 stub pump family from Lincoln

Motor oil, ATF, gear lubrication and other fluid lubricants

For more than 100 years, Lincoln's exclusive pump designs have proven their superiority in application after application. And our line-up of strong, silent oil-dispensing pumps is no exception.

Both our stub pumps are built with the same rugged reliability and powerful performance you've come to expect from Lincoln. They are super quiet – the quietest pumps on the market. They deliver increased output for faster product delivery. And they let you handle a wider range of applications with total mounting flexibility.

Lincoln has taken the time-proven pump design of the Lincoln model 84933 5:1 pressure ratio balanced double-acting oil stub pump and created a more compact air motor to produce a 3:1 pressure ratio balanced double-acting oil stub pump, model 282396. This pump creates a versatile, economical, reliable and smooth delivering lower pressure version of the Lincoln 5:1 ratio pump.

Since model 282396 balanced double-acting 3:1 pressure ratio oil stub pump and model 84933 balanced double-acting 5:1 pressure ratio oil stub pump share all dimensions other than air motor cylinder diameter, these pumps are now directly interchangeable without piping changes.

The Lincoln oil pump design enables all pump users to choose 3:1 ratio or 5:1 ratio pump models to suit their specific application.

Series 25 and 40 oil pump features

- More powerful.
  - 25 or 40 cu. in. *(409,7 or 655,5 cm³)* air motor with universal mounting capability.
- Balanced double-acting pump design provides uniform output and stroke for less pulsation [7.5 cu. in./cycle *(123 cm³/cycle)*].
- Longer life.
  - Full 4 1/2 in. *(114 mm)* stroke for fewer cycles per gallon dispensed.
- Lightweight, corrosion–resistant zinc head casting design incorporates uniform wall thickness. Keeps pumping while other pumps slow down or stop due to icing.
- 150 psi *(10,34 bar)* air motor with integral patented muffler. Keeps noise below OSHA standards without compromising performance.
- Ball check valve helps keep pump primed.
- Pneumatically assisted mechanical air valve assures positive tripping.
- Springless air motor construction prevents premature pump failure due to spring fatigue.
- Precision-machined, hardened steel slide valve for longer life.
- Designed for greater cycle rates. Exceeds maximum limits recommended for competitive pumps.
- Large pump outlet.
  - 1/2 in. *(12,7 mm)* NPT(f).
- Easier serviceability.
  - Majority of parts are common with other series 20, 25 and series 40 pumps.
- Each pump is 100% electronically tested to assure quality performance.
- Backed by the most extensive, qualified service network in the industry.
- Large pump inlet.
  - 1 in. *(25,4 mm)* NPT(f) inlet with 1 1/2 in. *(38,1 mm)* NPT(m) pump inlet for versatile pump mounting and full oil flow.
- Backed by our five year limited warranty. See your Lincoln representative for details.

Model 282396

Model 84933

Model 282398

Model 84934

Model 84538

3:1 and 5:1 • Motor oil, ATF, gear lubrication and other fluid lubricants

Model 282396 3:1 bare stub pump

Model 282398 3:1 series 25 stub pump

Package includes:

- Bare stub pump model 282396
- Pump cover kit model 84935
- Oil connecting hose model 73024
- Air connecting hose model 72024
- 90° volume union elbow model 241584
- Air coupler model 815
- Air nipple model 11659
- Bung bushing model 84538

Model 84934 5:1 series 40 stub pump

Package includes:

- Bare stub pump model 84933
- Pump cover kit model 85935
- Oil connecting hose model 73024
- Air connecting hose model 72024
- 90° volume union elbow model 241584
- Air coupler model 815
- Air nipple model 11659
- Bung bushing model 84538

Versatile stub pump mounting options

Standpipe and wall mount assembly to remote bulk tanks



3:1 (282398) or 5:1 (84934) pump, wall mount kit (84940), low level cut-off (84946) or foot valve (85765).

Wall mount to any size drum



3:1 (282398) or 5:1 (84934) pump, wall mount kit (84940), suction kit (84945) and low level cut-off (84946) or foot valve (85765).

Above ground tank



[275 gallon *(1 041 liter)* tank shown]
3:1 (282398) or 5:1 (84934) pump and universal suction kit (85949).

55 gallon *(208 liter)* drum mount using bung bushing

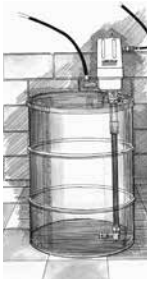

3:1 (282398) or 5:1 (84934) pump and 55-gallon drum suction (85755).

16 gallon *(60 liter)* drum mount using drum cover

3:1 (282398) or 5:1 (84934) pump, drum cover (46007) and 16-gallon drum suction kit (85716).

55 gallon *(208 liter)* drum mount on lubrication truck using drum cover

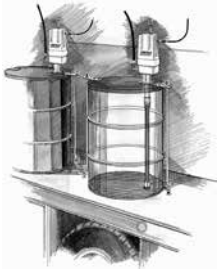

3:1 (282398) or 5:1 (84934) pump, eyebolt kit (84941), drum cover/tie–down kit (83115) 55 gal. *(208 liter)* drum suction kit (85755).

Series 25 • 3:1 • Motor oil, ATF, gear lubrication and other fluid lubricants

Shop, garage and lubrication truck* applications – 16 gal. *(60 liter)* drums

Model 2437

Package includes:
- Pump model 282396
- Lubricant connecting hose model 73060
- Volume elbow model 241584
- Air connecting hose model 72060
- Air coupler model 815
- Air nipple model 11659

55 gal. *(208 liter)* drums

Model 2424

Package includes:
- Pump model 282133
- 2 in. *(50,8 mm)* NPT (m) bung bushing model 84538
- Volume union elbow model 241584
- Air coupler model 815
- Air nipple model 11659
- Lubricant connecting hose model 73060
- Air hose model 72060

* For lubrication truck applications, contact your Lincoln distributor.

250 or 275 gal. *(946 or 1 041 liter)* drums

Model 284168

Package includes:
- Pump model 282396
- Universal suction tube kit model 85949
- Bung bushing model 84538
- Lubricant connecting hose model 73060
- Volume elbow model 241584
- Air connecting hose model 72060
- Air coupler model 815
- Air nipple model 11659

Lubrication truck and mobile applications – 55 gal. *(208 liter)* drum

Model 284231

Package includes:
- Pump model 282133
- Eyebolt kit model 84941
- Drum cover with tie down assembly model 83115
- Air coupler model 815
- Air nipple model 11659

Model 2424

Model 284168

Model 284231

Model 2537

Model 2524

Model 285168

Series 40 • 5:1 • Motor oil, ATF, gear lubrication and other fluid lubricants

Shop and garage applications – 16 gal. *(60 liter)* drums

Model 2537

Package includes:
- Pump model 84933
- Lubricant connecting hose model 73060
- Volume elbow model 241584
- Air connecting hose model 72060
- Air coupler model 815
- Air nipple model 11659
- Drum cover model 46007

55 gal. *(208 liter)* drums

Model 2524

Package includes:
- Pump model 84933
- 2 in. NPT (m) bung bushing model 84538
- Volume union elbow model 241584
- Air couple model 815
- Air nipple model 11659
- Lubricant connecting hose model 73060
- Air hose model 72060

Note: Order drum cover model 81523 separately.

Model 285168

Comes complete with model 84933 pump and model 85949 universal suction tube kit, model 84538 bung bushing, air and lubricant connecting hose. Pumps oil, gear lubrication, ATF, etc. from tanks, drums.

Model 285231

Package includes:
- Pump model 285133
- Eyebolt kit model 84941
- Drum cover with tie down assembly model 83115
- Air coupler model 815
- Air nipple model 11659

Series 25 oil pumps

Model	Description	Bare pump	Free delivery		Ratio	Drum size		Air Inlet NPT	Size NPT	Use / location
–	–	–	gal.	liter	–	gal.	liter	in.	in.	–
282133	Bare drum pump	282396	6	22	3:1	55	208	1/4	1/2	Replacement
282396	Bare stub pump	282396	6	22	3:1	Stub/universal		1/4	1/2	Universal
2424	Stationary	282133	6	22	3:1	55	208	1/4	1/2	Shop
2437	Stationary with suction kit model 85716	282396	6	22	3:1	16	60	1/4	1/2	Shop
282398	Stub pump assembly	282396	6	22	3:1	Stub/universal		1/4	1/2	Universal
284168	Stationary tank	282396	6	22	3:1	250 or 275	946 or 1 041	1/4	1/2	Shop
284231	Lube truck	282133	6	22	3:1	55	208	1/4	1/2	Lube truck

All models based on model 282396 series 25 3:1 bare oil pump which delivers 6 gallon/min. *(22 liter/min.)* free flow plus a suction tube.

Series 40 oil pumps

Model	Description	Bare pump	Free delivery		Ratio	Drum size		Air Inlet NPT	Size NPT	Use / location
–	–	–	gal.	liter	–	gal.	liter	in.	in.	–
84933	Bare stub pump	84933	6	22	5:1	Stub/universal		1/4	1/2	Universal
285133	Bare pump with tube	84933	6	22	5:1	55	208	1/4	1/2	Replacement
2524	Stationary 55 gal. *(208 liter)*	84933	6	22	5:1	55	208	1/4	1/2	Shop
2537	Stationary 16 gal. *(60 liter)* with suction kit model 85716	84933	6	22	5:1	16	60	1/4	1/2	Shop
84934	Stub pump assembly	84933	6	22	5:1	Stub/universal		1/4	1/2	Universal
285168	Stationary tank	84933	6	22	5:1	250 or 275	946 or 1 041	1/4	1/2	Shop
285231	Lube truck	84933	6	22	5:1	55	208	1/4	1/2	Lube truck

All models based on model 84933 series 40 5:1 bare oil pump which delivers 6 gallon/min. *(22 liter/min.)* free flow plus a suction tube.

Medium-pressure pump accessories

Model 84538

Model 85824

Model 82439



Model 85765

Bung bushing, low-level cut-off and foot valves

Model	Description	Thread size NPT	Notes
–	–	in.	–
84538	Pump bung bushing	2 (m)	Mounts series 25 or 40 pump to 2 in. *(50,8 mm)* oil drum opening
85824	Bung bushing	2 (m)	Mounts PMV pumps to 55 gal. *(208 liter)* drum or custom-built tanks
82439	Low-level cutoff	1 1/2 (m)	Used with new oil oil pumps
84946	Low-level cutoff	1 (m)	Used with new oil oil pumps
85765	Foot valve	1 (f)	Used with new oil oil pumps

Model 84940

Model 85949

Wall mount kits

Model	Description	Notes
84940	Wall-mount kit – series 25 and 40	Used with model 84945 suction kit
84942	Flange-mount kit – series 25 and 40	Mounts pump to custom made tanks (lubrication trucks)

Model 84942



Model 84945

Suction kits

Model	Description	Thread size NPT	Notes
–	–	in.	–
84945	Remote suction kit	1 (f)	Includes 5 ft. *(1,5 m)* oil hose, bung bushing and 1 x 32 in. *(0,8 m)* pipe
85716	16 gal. *(60,57 liter)* drum suction kit	1 (m)	Adapts any series 25 or 40 oil pump to 16 gallon *(60 liter)* drum
85755	55 gal. *(208,2 liter)* drum suction kit (steel)	1 (m)	Adapts any series 25 or 40 oil pump to 55 gallon *(208 liter)* drum
85949	Universal suction kit	1 (m)	Adapts any series 25 or 40 oil pump to drum or tank use

Model 85935

Pump covers

Model	Description	Notes
84935	Pump cover	Series 20 pumps
85935	Pump cover	Series 25 and 40 pumps

Hose

Model	Description	Thread size NPT (m)	Maximum pressure	
–	–	in.	psi	bar
72036	3 ft. *(0,9 m)* low-pressure connecting	1/4	250	17,24
72060	5 ft. *(1,5 m)* low-pressure connecting	1/4	250	17,24
73036	3 ft. *(0,9 m)* medium-pressure connecting	1/2	1 000	68,95
73060	5 ft. *(1,5 m)* medium-pressure connecting	1/2	1 000	68,95

Model 72036

Model 73036

2

Model 84941

Eye-bolt kit

Model 84941

Eye bolt kit for all series 20, 25 and 40 pumps, makes drum changing easy. Two part kit screws directly onto pump for lifting with pump elevator.

Shut-off valves

See fittings and accessories section for pump shut-off valves.

Lubricant filters

Model 84004

For mounting at pump outlet. Contains replaceable 140 micron stainless steel filter element model 69524. 1/2 in. NPT (m) inlet and outlet. 1 3/8 in. hex. steel body. Maximum pressure 5 000 psi *(344,7 bar)*. 100 mesh screen.

Model 84004

Thermal pressure protection

Protect lubrication system components from high pressure spikes caused by temperature change in a closed fluid network.

Thermal pressure protection models

Model	Description	Application	Pre-set relief pressure		Size NPT
–	–	–	psi	bar	in.
282876	Valve only	3:1, 5:1, 6:1	1 000	68	1/2
275197	Valve only	3:1, 5:1, 6:1	500	34	1/2
282957	Valve only	3:1, 5:1, 6:1, 10:1, 12:1	1 500	103	1/2
277601-3	Kit with valve, hose, adapters	Series 40 5:1, series 20 3:1	900	62	Integrated

Model 282876

Reducing bushing

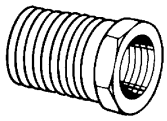

Nipples

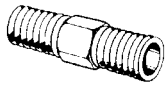

Reducing couplings

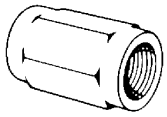

Model 778

Reducing bushings

Model	Thread size	Construction
–	in.	–
10200*	1/8 NPT (f) x 1/2-27 (m)	Brass
10204*	1/4 NPT (f) x 1/2-27 (m)	Brass

*⚠**WARNING** California Proposition 65: Cancer and reproductive harm. www.P65Warnings.ca.gov

Reducing couplings

Model	Thread size NPT (f)	Construction
–	in.	–
11852	1/8 x 1/2-27	Steel
10522*	1/4 x 1/2-27	Brass

*⚠**WARNING** California Proposition 65: Cancer and reproductive harm. www.P65Warnings.ca.gov

Nipples

Model	Thread size NPT (m)	Construction
–	in.	–
10130	1/8 x 1/8	Steel
10199*	1/8 x 1/2-27	Brass
10462	1/4 x 1/4	Steel
10198*	1/4 x 1/2-27	Brass
10540	3/8 x 3/8	Steel
11107	3/8 x 1/2	Steel
11197	1/2 x 1/2	Steel
12957	1/2 x 1/2-27	Steel
10202*	1/2-27 x 1/2-27	Brass
12296	3/4 x 3/4	Steel

*⚠**WARNING** California Proposition 65: Cancer and reproductive harm. www.P65Warnings.ca.gov

Adapter unions

Model	Thread size	Construction
–	in.	–
66883	1/2 NPSM (f) x 1/2 NPT (m)	Steel
69375	1 NPT (f) swivel x 1 NPT (m)	Steel

Shut-off valves – needle-type for chassis grease

Model	Thread size NPT (f)	Construction
–	in.	–
778	1/4	High pressure
884	3/8	High pressure
885	1/2	High pressure

Maximum working pressure 10 000 psi *(680 bar)*

Model 66084

Quarter-turn valves

High pressure

Control lever with “on” or “off” positions provides visual check as to whether lubrication line is open or closed. Buna-N seals with PTFE seat.

Quarter-turn valves – high pressure

Model	Inlet size NPT (f)	Maximum pressure	
–	in.	psi	bar
69503	1/2	2 000	138
69425	3/4	2 500	172
69423	1	2 500	172

Quarter-turn valves – medium pressure

Model	Inlet size NPT (f)	Maximum pressure	
–	in.	psi	bar
256200	1/4	600	52
66084	1/2	600	52

The heavy-duty 50:1 grease pump family from Lincoln

Lincoln air-operated lubrication equipment models featuring our high-pressure Series 20 and 40 grease pumps have been performance proven in automotive, agricultural, heavy-duty, marine, construction and industrial facilities throughout the world.

- Series 20 grease pumps include the time-proven 20 cu. in. *(409,7 cm³)* displacement Lincoln air motor with 2 1/2 in. *(63,5 mm)* stroke – ideal for most applications.
- Series 40 grease pumps include the time-proven 40 cu. in. *(655,5 cm³)* displacement Lincoln air motor with 4 1/2 in. *(114 mm)* stroke – ideal for high volume applications.

These pumps are built for power, durability and dependability and these exclusive engineering features ensure top performance and longer service life.

Series 20 and 40 grease pump features

- Lightweight, corrosion-resistant zinc head casting design incorporates uniform wall thickness and an integral patented muffler which keeps noise level below OSHA standards without compromising performance. Keeps pumping, while other pumps slow down or stop due to icing.
- 150 psi *(10,34 bar)* pre-lubricated air motor requires no external oiler.
- Pneumatically assisted mechanical air valve assures positive tripping.
- Springless air motor construction prevents premature pump failure due to spring fatigue.
- Precision-machined, hardened steel slide valve for longer life – no packings to wear out.
- Powerful.
  - 20 or 40 cu in. *(409,7 or 655,5 cm³)* air motor.
- Designed for greater cycle rates.
  - Exceeds maximum limits recommended for competitive pumps.
- One piece pump outlet body withstands constant high lubricant pressures.
- Easier serviceability.
  - Majority of parts are common with other series 20, 25 and 40 pumps.
- Faster output.
  - Double-acting design provides high pressure and uniform delivery on both up and down strokes.
- Hardened steel plunger and bushing resist abrasion and prolong pump life. Micro-lapped to high precision tolerance to eliminate bypassing lubricant.
- All pumps are 100% electronically tested to assure quality performance.
- Backed by the most extensive, qualified service network in the industry.
- Shovel-type foot valve adds mechanical priming to normal suction. Handles all grades of lubricants.
- Backed by a five-year limited warranty. See your Lincoln representative for details.

Model 82054

Series 20

Model 82050

Model 82054

Series 40

Model 84667

Model 84668

Series 20 • 50:1 • Double acting

Model 918

Model 926

Model 82991

Shop and plant applications

Model 918* 50:1 120 lb. *(54 kg)* drum

Package includes:
- Bare pump model 82050
- Drum cover model 46007
- Air coupler model 815
- Air nipple model 11659
- 3 ft. *(0,91 m)* air connecting hose model 72036
- 5 ft. *(1,52 m)* high-pressure grease connecting hose model 75060
- Deluxe follower plate model 84780
- Volume elbow union model 80202

Model 926* 50:1 400 lb. *(181 kg)* drum

Package includes:
- Bare pump model 82054
- Drum cover model 81523
- Air coupler model 815
- Air nipple model 11659
- 3 ft. *(0,91 m)* air connecting hose model 72036
- 5 ft. *(1,52 m)* high-pressure grease connecting hose model 75060
- Volume elbow union model 80202

Note: A deluxe follower plate model 83366 is recommended for use with this pump (→ **page 68**).

Model 926-1* 50:1 400 lb. *(181 kg)* drum

Package includes:
- Bare pump model 82054
- Air coupler model 815
- Air nipple model 11659
- 3 ft. *(0,91 m)* air connecting hose model 72036
- 5 ft. *(1,52 m)* high-pressure grease connecting hose model 75060
- Volume elbow union model 80202

Note: A deluxe follower plate model 83366 is recommended for use with this pump (→ **page 73**).

***⚠ WARNING**

California Proposition 65:
Cancer and reproductive harm
www.P65Warnings.ca.gov

Lubrication truck and mobile grease applications

Model 82991 50:1 120 lb. *(54 kg)* drum

Package includes:
- Bare pump model 82050
- Drum cover and tie rod assembly model 82989
- Eye bolt kit model 84941
- Air coupler model 815
- Air nipple model 11659
- Volume elbow union model 80202

Note: Connecting hoses are not included with this package. Order connecting hoses separately to suit application.

Model 83112 50:1 400 lb. *(181 kg)* drum

Package includes:
- 1-pump model 83112
- Drum cover and tie rod assembly model 83115
- Air coupler model 815
- Air nipple model 11659
- Volume elbow union model 80202

Note: Connecting hoses are not included with this package. Order connecting hoses separately to suit application.

Note: For lubrication truck/mobile applications (models 82991 and 83112), optional deluxe follower plate is available (→ **page 73**).

Series 40 • 50:1 • High output, double acting

Shop and garage applications

Model 1418* 50:1 120 lb. *(54 kg)* drum

Package includes:
- Bare pump model 84667
- Drum cover model 46007
- Air coupler model 815
- Air nipple model 11659
- 3 ft. *(0,91 m)* air connecting hose model 72036
- 5 ft. *(1,52 m)* high-pressure grease connecting hose model 75060
- Deluxe follower plate model 84780
- Volume elbow union model 80202

Model 1426* 50:1 400 lb. *(181 kg)* drum

Package includes:
- Bare pump model 84668
- Drum cover model 81523
- Air coupler model 815
- Air nipple model 11659
- 3 ft. *(0,91 m)* air connecting hose model 72036
- 5 ft. *(1,52 m)* high-pressure grease connecting hose model 75060
- Volume elbow union model 80202

Note: Deluxe follower plate model 83366 is recommended for use when pumping extra heavy lubricants and must be ordered separately for this model (→ **page 73**).

Model 1426-1* 50:1 400 lb. *(181 kg)* drum

Package includes:
- Bare pump model 84668
- Air coupler model 815
- Air nipple model 11659
- 3 ft. *(0,91 m)* air connecting hose model 72036
- 5 ft. *(1,52 m)* high-pressure grease connecting hose model 75060
- Volume elbow union model 80202

Note: Deluxe follower plate model 83366 is recommended for use when pumping extra heavy lubricants and must be ordered separately for this model (→ **page 73**).

Model 2740* 50:1 400 lb. *(181 kg)* inductor

Package includes:
- Bare pump model 84668
- Primer assembly with follower model 274681*
- Air powered hoist
- Air coupler model 815
- Air nipple model 11659
- 7 ft. *(2,13 m)* air hose model 274728
- 7 ft. *(2,13 m)* grease hose model 75084
- Air regulator for hoist model 602003
- Air gauge model 274843

Model 1418

Model 2740

***⚠ WARNING**

California Proposition 65:
Cancer and reproductive harm
www.P65Warnings.ca.gov

Model 84683

Grease pumps for lubrication truck applications

Model 84684 120 lb. *(54 kg)* drum

Package includes:
- Bare pump model 84667
- Drum cover and tie rod assembly model 82989
- Eye bolt kit model 84941
- Air coupler model 815
- Air nipple model 11659
- Volume elbow union model 80202
- Follower plate not included

Note: Connecting hoses are not included with this package. Order connecting hoses separately to suit application.

Model 84683 400 lb. *(181 kg)* drum

Package includes:
- Bare pump model 84668
- Drum cover and tie rod assembly model 83115
- Eye bolt kit model 84941
- Air coupler model 815
- Air nipple model 11659
- Volume elbow union model 80202

Note: Connecting hoses are not included with this package. Order connecting hoses separately to suit application.

Note: For lubrication truck and mobile applications, optional deluxe follower plate is available (→ **page 74**).

Series 20 grease pumps

Model	Description	Bare pump	Free delivery		Ratio	Drum size		Air inlet NPT (f)	Size NPT (f)
–	–	–	in.^{3}	cm^3	–	lb.	kg	in.	in.
918*	Shop and garage	82050	80	1311	50:1	120	54,43	1/4	1/4
923*	Shop and garage with elevator	82050	80	1311	50:1	120	54,43	1/4	1/4
926*	Shop and garage	82054	80	1311	50:1	400	181,4	1/4	1/4
82991	Lube truck model	82050	80	1311	50:1	120	54,43	1/4	1/4
83112	Lube truck model	82054	80	1311	50:1	400	181,4	1/4	1/4

These high-pressure pumps incorporate a 20 cu. in. *(327,7 cm^3)* air motor design
Grease strainer model 82103
*⚠**WARNING** California Proposition 65: Cancer and reproductive harm. www.P65Warnings.ca.gov

Series 40 grease pumps

Model	Description	Bare pump	Free delivery		Ratio	Drum size		Air inlet NPT (f)	Material outlet NPT (f)
–	–	–	in.^{3}	cm^3	–	lb.	kg	in.	in.
1418*	High-volume shop	84667	90	1 475	50:1	120	54,43	1/4	1/4
1426*	High-volume shop	84668	90	1 475	50:1	400	181,4	1/4	1/4
84683	High-volume lubrication truck	84668	90	1 475	50:1	400	181,4	1/4	1/4
84684	High-volume lubrication truck	84667	90	1 475	50:1	120	54,43	1/4	1/4
2740*	Pump with inductor	84668	90	1 475	50:1	400	181,4	1/4	1/4

These high-output pumps incorporate a 40 cu. in. *(655,5 cm^3)* air motor design with a 4.5 in. *(114 mm)* stroke for higher volume output and fewer cycles per pound of grease
*⚠**WARNING** California Proposition 65: Cancer and reproductive harm. www.P65Warnings.ca.gov

High-pressure pump accessories

Follower plates

Recommended when pumping lubricants that will not seek their own level.

Model 84775

Deluxe universal follower for use with 25 to 50 lb. *(11 to 22 kg)* containers for 1, 1 1/4, and 1 1/2 in. diameter pump tubes. All rubber unit ensures complete grease dispensing to the bottom of dented or plastic lined drums; wipes pail or drum clean. Metal cap holds insert firmly in place, ensuring seal and maintaining vacuum.

Model 84780

Same as 84775 except for use with 120 lb. *(54 kg)* containers for 1, 1 1/4 and 2 1/8 in. diameter pump tubes. Used with series 20 and 40 air-operated grease pumps.

Model 83366

Deluxe pressed steel follower plate for 400 lb. *(181 kg)* drums includes a seal in the hub to prevent channelling of grease past the pump tube.

Drum Covers

Model 46007

Drum cover for 120 lb. *(54 kg)* or 16 gallon *(60 liter)* open top refinery containers for all series 20, 25 and 40 pumps.

Model 81523

Drum cover for 400 lb. *(181 kg)* or 55 gallon *(208 liter)* open top refinery containers for all series 20, 25 and 40 pumps.

Pump elevator

Model 83447

Pump elevator assembly lifts pump assembly clear of drum for easy, one person drum changes. Helps prevent introduction of foreign material into grease during drum changes. Height with drum is 39 3/8 in. *(1 000 mm)*, 67 1/4 in. *(1 708 mm)* with elevator raised. Drum not included. For 120 lb. *(54 kg)* drum.

Model 84775

Model 83366

Model 46007

Model 81523

Model 83447

Follower plates

Model	Drum size	Tube ID	Type
–	lb. (gal)	in.	–
84775	400 (55)	1, 1 1/4, 1 1/2	Tapered flexible
84780	120 (16)	1, 1 1/4, 2 1/8	Tapered flexible
83366	400 (55)	1	Rigid
275183	35 (5)	1 1/2	Flexible-low cost
275184	35 (5)	1 1/4	Flexible-low cost

Model 2001

Model 85317

Model 84806

Model 84985



Model 85922

Model 84985

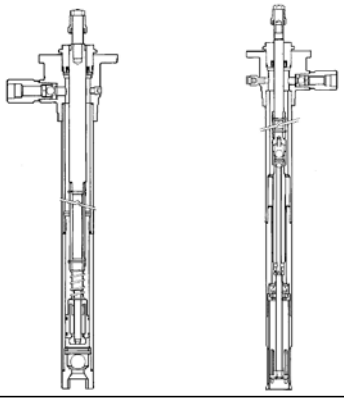

PowerMaster III

Features

- State-of-the-art, fully pneumatic air motors 3 to 4 in. *(76,2 to 101,6 mm)*.
- Full 6 in. *(152,4 mm)* stroke.
- Modular design for easy repair.
- Pump tubes offer ratios and outputs to fit any application.
- Available to fit any drum or pail size, or bulk tanks.
- Offered in carbon steel, 316 stainless steel or hard chrome plated.
- Full line of priming equipment and mounting devices.

Series III air motors

- Full pneumatic operation for longer life and durability. Only five moving parts.
- Total modular design for ease of service and maintenance.
- Quiet operation.
  - Meets or exceeds OSHA requirements at all recommended operation air pressures.
- Interchangeable with all PowerMaster III pump tubes.
- Acceptability of pump monitors and controls, such as AirBrake.

AirBrake

- Shuts down pump immediately when excessive pump cycle speed (runaway) occurs.
- Prevents pump damage due to a runaway condition.
- Indicates system fault caused by empty container or broken supply line.
- Limits spills due to pump outlet hose failure.
- Sends fault signal to remote alarm locations with optional model 244398 signal kit.
- Can be ordered already installed (refer to pump specification chart).
- Can be added later. Order model 85317.
- Easy to install and set – graduated dial with detents.
- Kit model 273429 upgrades existing AirBrake-equipped pumps to the latest specifications.
- Kit model 273835 – tamper resistant kit.

Pump tubes

Ball foot design

- For light- to medium-viscosity, flowable fluids and materials.
- Three styles
  - stub for bulk mounting
  - 55 gallon *(208 liter)*
  - 16 gallon *(60 liter)* drum.
- Ratios from 6:1 to 12:1, outputs to 3.9 gal./min. *(14,6 liter/min.)*.
- Complete interchangeability with all series III air motors.
- Exclusive patented, "leakless" gland assembly kit is available as an accessory.

Shovel foot design, plunger and bushing style

- For medium- to high-viscosity, non–pourable materials, such as grease.
- Available in 400 or 120 lb. *(205 or 60 liter)* drum lengths or mounts on primer for high-viscosity materials.
- Full range of ratios: 10:1 through 75:1 for all applications.
- Selected fit, hardened steel plunger and bushing is particularly well suited to viscous lubricants.
- Complete interchangeability with all series III air motors.
- Exclusive patented, leakless gland assembly kit (to protect gland seal – the only seal in pump tube) is available as an accessory.

Shovel foot design, packed piston-style

- For medium- to high-viscosity, non-pourable materials.
- Furnished with exclusive, patented, leakless gland assembly.
- Available in 55 or 16 gallon *(208 or 60 liter)* drum lengths. Also suitable for mounting on priming equipment or standpipe mounting for bulk delivery.
- Complete interchangeability with all series III air motors.
- Full range of ratios 10:1 through 32:1.

PileDriver III flatcheck design

- Large ports reduce resistance for improved flow in real world applications.
- 6 in. *(152,4 mm)* stroke lets the pump work easier to deliver the same or more volume.
- Proven PileDriver III pump tube and PowerMaster III air motor based design is durable, dependable and easy to maintain over the life of the pump.
- 2.5 in. NPTF (f) and 3 in. NPTF (m) inlet offers flexible mounting options.

6:1 3 in. oil pump technical data

Pumping ratio	6:1
Air pressure	30 to 200 psi *(2 to 14 bar)*
Maximum output pressure	1 200 psi *(84 bar)*
Air inlet	1/2 NPTF
Material outlet	3/4 NPTF
Material inlet	Stub 2 NPTF
Airmotor bore diameter	3 in. *(76 mm)*
Stroke	6 in. *(152 mm)*
Output per cycle	11.9 cu. in. *(195 cm³)*
Cycles	20/gallon *(5/liter)*
Wetted parts	Steel, brass, copper, polyurethane, nitrile
Free flow	12.3 gallon/min. *(46,6 liter/min.)*
Overall length (stub)	36 in. *(914 mm)*
Overall length (55 gal./400 lb./200 liter)	60 7/8 in. *(1 546 mm)*

6:1 3 in. oil pump performance testing

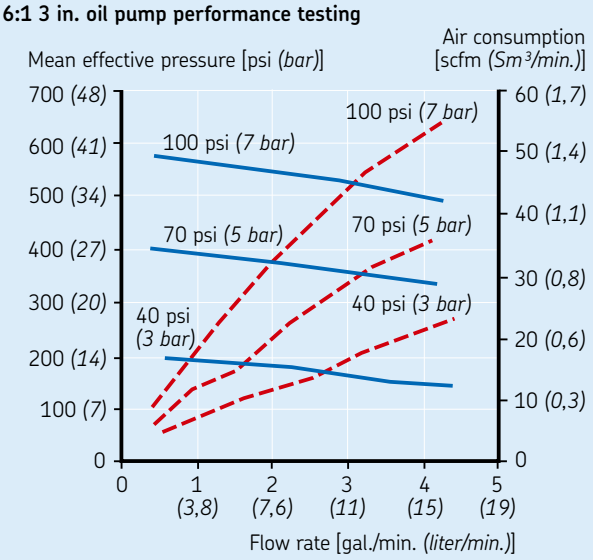

12:1 4.25 in. oil pump technical data

Pumping ratio	12:1
Air pressure	30 to 200 psi *(2 to 14 bar)*
Maximum output pressure	2 400 psi *(166 bar)*
Air inlet	1/2 NPTF
Material outlet	3/4 NPTF
Material inlet	Stub 2 NPTF
Airmotor bore diameter	4.25 in. *(108 mm)*
Stroke	6 in. *(152 mm)*
Output per cycle	11.9 cu. in. *(195 cm³)*
Cycles	20/gallon *(5/liter)*
Wetted parts	Steel, brass, copper, polyurethane, nitrile
Free flow	12.3 gallon/min. *(46,6 liter/min.)*
Overall length (stub)	36 in. *(914 mm)*
Overall length (55 gal./400 lb./200 liter)	60 7/8 in. *(1 546 mm)*

12:1 4.25 in. oil pump performance testing

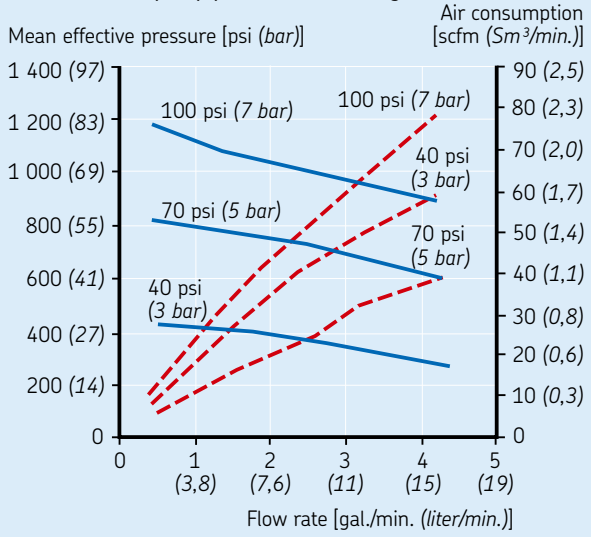

12:1 4.25 in. grease pump technical data

Pumping ratio	12:1
Air pressure	200 psi *(14 bar)*
Maximum output pressure	2 400 psi *(166 bar)*
Air inlet	1/2 NPTF
Material outlet	3/4 NPTF
Airmotor bore diameter	4.25 in. *(108 mm)*
Stroke	6 in. *(152 mm)*
Output per cycle	10.9 cu. in. *(179 cm³)*
Cycles	21/gallon *(5.5/liter)*
Wetted parts	Steel, brass, copper, polyurethane, nitrile
Free flow	3.5 gallon/min. *(13,2 liter/min.)*
Overall length (55 gal./400 lb./200 liter)	48 3/8 in. *(1 229 mm)*
Overall length (16 gal./120 lb.)	62 1/8 in. *(1 578 mm)*

12:1 4.25 in. grease pump performance testing

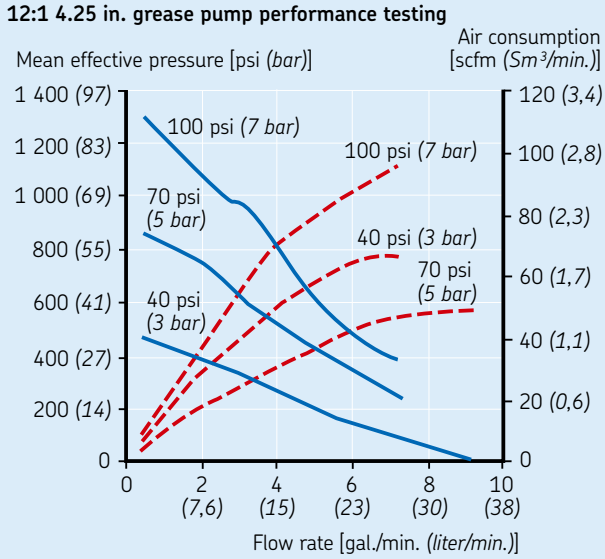

50:1 4.25 in. grease pump technical data

Pumping ratio	50:1
Air pressure	150 psi *(10 bar)*
Maximum output pressure	7 500 psi *(517 bar)*
Air inlet	1/2 NPTF
Material outlet	3/4 NPTF
Airmotor bore diameter	4.25 in. *(108 mm)*
Stroke	6 in. *(152 mm)*
Output per cycle	3 cu. in. *(49 cm³)*
Cycles	78/gallon *(20/liter)*
Wetted parts	Steel, brass, copper, polyurethane, nitrile
Free flow	1 gallon/min. *(3,7 liter/min.)*
Overall length (55 gal./400 lb./200 liter)	62 1/8 in. *(1 578 mm)*
Overall length (16 gal./120 lb.)	55 1/2 in. *(1 410 mm)*

50:1 4.25 in. grease pump performance testing

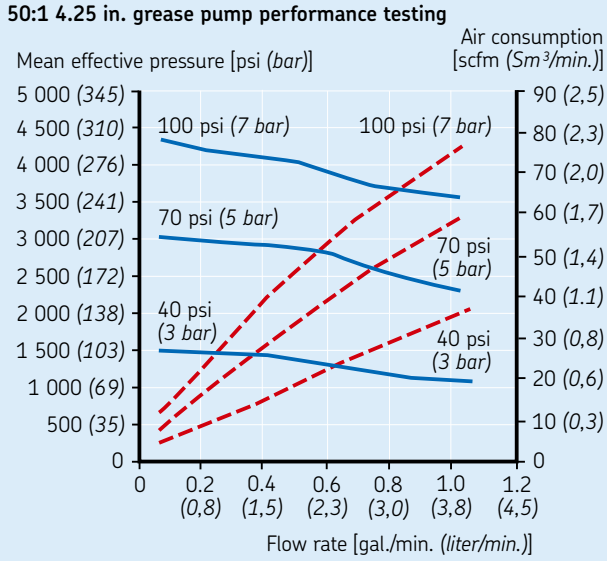

75:1 4.25 in. grease pump technical data

Pumping ratio	75:1
Air pressure	100 psi *(7 bar)*
Maximum output pressure	7 500 psi *(517 bar)*
Air inlet	1/2 NPTF
Material outlet	3/4 NPTF
Airmotor bore diameter	4.25 in. *(108 mm)*
Stroke	6 in. *(152 mm)*
Output per cycle	2.1 cu. in. *(34 cm³)*
Cycles	111/gallon *(29/liter)*
Wetted parts	Steel, brass, copper, polyurethane, nitrile
Free flow	0.7 gallon/min. *(2,6 liter/min.)*
Overall length (55 gal./400 lb./200 liter)	62 1/8 in. *(1 578 mm)*
Overall length (16 gal./120 lb.)	55 1/2 in. *(1 410 mm)*

75:1 4.25 in. grease pump performance testing

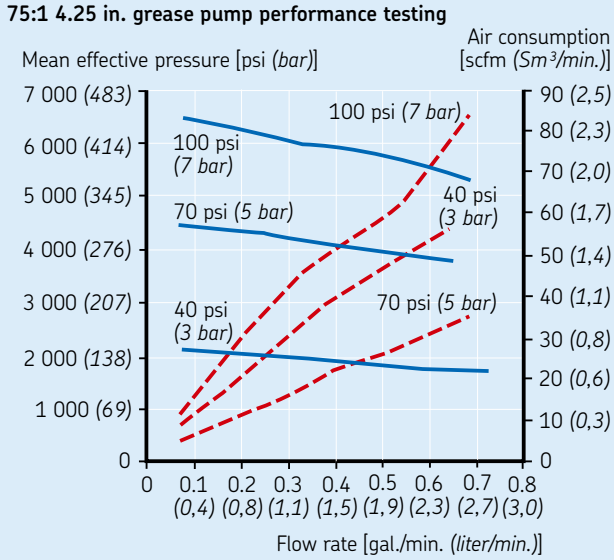

1.5:1 3 in. oil pump technical data

Pumping ratio	1.5:1
Air pressure	30 to 200 psi *(2 to 14 bar)*
Maximum output pressure	300 psi *(21 bar)*
Air inlet	1/2 NPTF
Material outlet	1 1/2 NPTF
Material inlet	Stub 2.5 NPTF (f); 3 NPTF (m)
Airmotor bore diameter	3 in. *(76 mm)*
Stroke	6 in. *(152 mm)*
Output per cycle	46 cu. in. *(754 cm³)*
Cycles	5/gallon *(1/liter)*
Wetted parts	Steel, brass, copper, polyurethane, nitrile
Free flow	14.9 gallon/min. *(56,5 liter/min.)*
Overall length (stub)	44 1/8 in. *(1 121 mm)*

1.5:1 3 in. oil pump performance testing

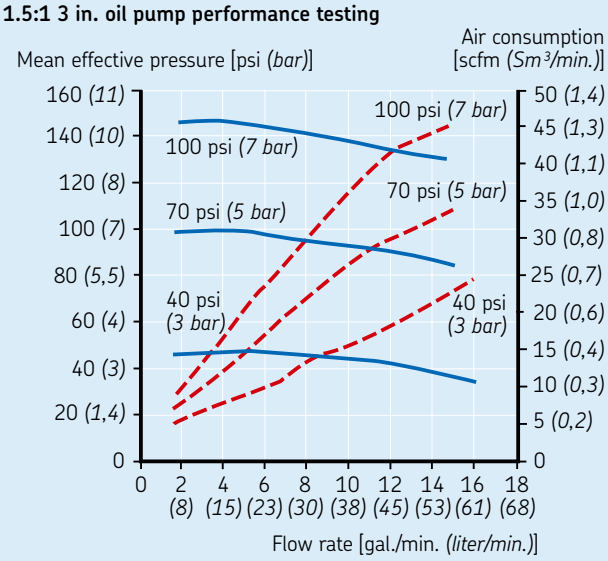

3:1 4.25 in. oil pump technical data

Pumping ratio	3:1
Air pressure	30 to 200 psi *(2 to 14 bar)*
Maximum output pressure	600 psi *(41 bar)*
Air inlet	1/2 NPTF
Material outlet	1 1/2 NPTF
Material inlet	Stub 2.5 NPTF (f); 3 NPTF (m)
Airmotor bore diameter	4.25 in. *(108 mm)*
Stroke	6 in. *(152 mm)*
Output per cycle	46 cu. in. *(754 cm³)*
Cycles	5/gallon *(1/liter)*
Wetted parts	Steel, brass, copper, polyurethane, nitrile
Free flow	14.9 gallon/min. *(56,5 liter/min.)*
Overall length (stub)	44 1/8 in. *(1 121 mm)*

3:1 4.25 in. oil pump performance testing

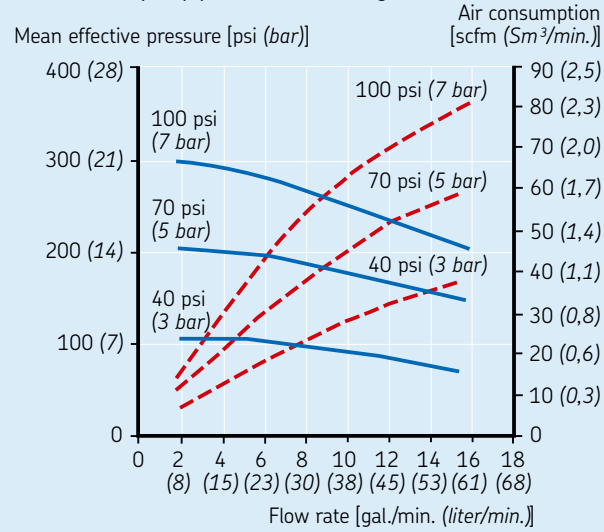

7:1 6 in. oil pump technical data

Pumping ratio	7:1
Air pressure	30 to 100 psi *(2 to 7 bar)*
Maximum output pressure	700 psi *(48 bar)*
Air inlet	3/4 NPTF
Material outlet	1 1/2 NPTF
Material inlet	Stub 2.5 NPTF (f); 3 NPTF (m)
Airmotor bore diameter	6 in. *(152 mm)*
Stroke	6 in. *(152 mm)*
Output per cycle	46 cu. in. *(754 cm³)*
Cycles	5/gallon *(1/liter)*
Wetted parts	Steel, brass, copper, polyurethane, nitrile
Free flow	14.9 gallon/min. *(56,5 liter/min.)*
Overall length (stub)	43 1/4 in. *(1 099 mm)*

7:1 6 in. oil pump performance testing

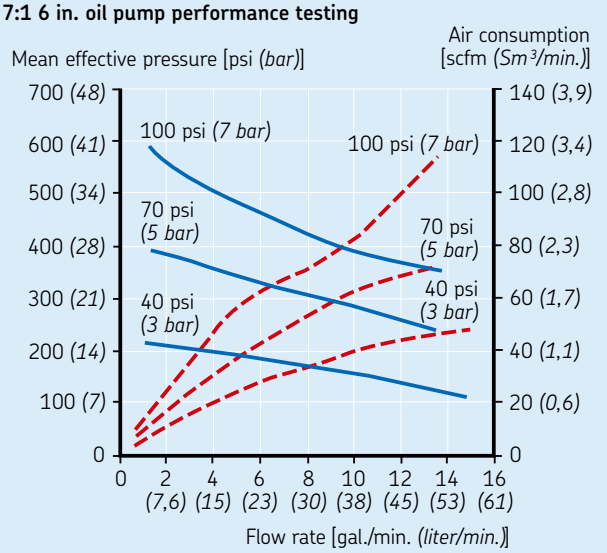

Model 2001

PowerMaster III air-operated oil pumps

Model 2001 12:1 55 gallon *(208 liter)* pump

Package includes:

- Powermaster III 4.25 in. air motor model 84804
- Powermaster III ball type pump tube 55 gallon *(208 liter)* model 84985
- Air coupler model 655008
- Air nipple model 653112

Model 2014 12:1 stub pump

Package includes:

- Powermaster III 4.25 in. air motor model 84804
- Powermaster III stub pump tube model 84986
- Air coupler model 655008
- Air nipple model 653112

Model 2052 6:1 55 gallon *(208 liter)* pump

Package includes:

- Powermaster III 3 in. air motor model 84803
- Powermaster III ball type pump tube 55 gallon *(208 liter)* model 84985
- Air coupler model 655008
- Air nipple model 653112

Model 2051 6:1 stub pump

Package includes:

- Powermaster III 3 in. air motor model 84803
- Powermaster III stub pump tube model 84986
- Air coupler model 655008
- Air nipple model 653112

PowerMaster III grease pumps

Model 2004 75:1 400 lb. *(181 kg)* pump

Package includes:
- PowerMaster III 4.25 in. air motor model 84804
- PowerMaster III shovel type pump tube 400 lb. *(181 kg)* model 84997
- Air coupler model 655008
- Air nipple model 653112

Model 2008 75:1 120 lb. *(54 kg)* pump

Package includes:
- PowerMaster III 4.25 in. air motor model 84804
- PowerMaster III shovel type pump tube 120 lb. *(54 kg)* model 84998
- Air coupler model 655008
- Air nipple model 653112

Model 2010 50:1 400 lb. *(181 kg)* pump

Package includes:
- PowerMaster III 4.25 in. air motor model 84804
- PowerMaster III shovel type pump tube 400 lb. *(181 kg)* model 84995
- Air coupler model 655008
- Air nipple model 653112

Model 2011 50:1 120 lb. *(54 kg)* pump

Package includes:
- PowerMaster III 4.25 in. air motor model 84804
- PowerMaster III shovel type pump tube 120 lb. *(54 kg)* model 84996
- Air coupler model 655008
- Air nipple model 653112

Model 2028 12:1 stub pump

Package includes:
- PowerMaster III 4.25 in. air motor model 84804
- PowerMaster III shovel type pump tube stub model 84918
- Air coupler model 655008
- Air nipple model 653112

Model 2029 12:1 400 lb. *(181 kg)* pump

Package includes:
- PowerMaster III 4.25 in. air motor model 84804
- PowerMaster III shovel type pump tube 400 lb. *(181 kg)* model 84919
- Air coupler model 655008
- Air nipple model 653112

Model 2710 50:1 400 lb. *(181 kg)* inductor pump [103 in. *(2,62 m)* raised height]

Package includes:
- PowerMaster III 4.25 in. air motor model 84804
- PowerMaster III shovel type pump tube 400 lb. *(181 kg)* model 84995
- Air coupler model 655008
- Air nipple model 653112
- Primer/follower assembly model 274680
  - 7 ft. *(2,13 m)* air hose model 273304
  - 7 ft. *(2,13 m)* gease hose model 274727
  - Air regulator for hoist model 602003
  - Air gauge model 274843

Model 2790 50:1 400 lb. *(181 kg)* inductor pump with air brake run away control [103 in. *(2,62 m)* raised height]

Package includes:
- PowerMaster III 4.25 in. air motor with air brake model 94804
- PowerMaster III shovel type pump tube 400 lb. *(181 kg)* model 84995
- Air coupler model 655008
- Air nipple model 653112
- Primer/follower assembly model 274680
  - 7 ft. *(2,13 m)* grease hose model 274727
  - Air regulator for hoist model 602003
  - Air gauge model 274843

Model 2710

PowerMaster III special pump

Model	Air motor	Pump tube	Tube size		Tube type	Ratio	Size	Maximum air pressure		Maximum pressure		Free delivery	
–	–	–	lb.	kg	–	–	in.	psi	bar.	psi	bar	gal./min.	liter/min.
2002		84991	400	181,4	Shovel	24:1	3/4	200	14	4 800	331	2.0	7.5

Model 1904

PowerMaster II

Features

- Gives years of dependable trouble-free operation.
- Costs much less to operate – costs much less to maintain.
- High-volume output
  - Air motor has extra-long stroke for powerful, uniform delivery on both up and down strokes.
- Shovel-type pump tube used to add mechanical priming to normal suction when needed.
- Sturdy construction
  - Plunger and bushing of hardened steel for longer life, greater wear resistance.
- Pump outlet body of all-steel construction designed to withstand pulsation and extreme pressure. All wearing parts are tough, heat-treated steel.
- Plunger, bushing and air valve mating parts are micro-lapped to close tolerances. Prevents by-passing of lubricant and bleeding of air. Eliminates need to replace washers and packings.
- Trouble-free, positive performance
  - Air motor operation has no springs to wear out, rust or lose tension.
  - Air valve is stall-proof, leak-proof and pre-lubricated. Double-acting mechanisms ensure dependable low-surge operation with minimum air consumption.
- Large air passages allow unrestricted venting.
- Simplified maintenance
  - Modular design of pump tube allows for easy disassembly.

Model 1901

Model 1914

6:1 3 in. oil pump technical data

Pumping ratio	6:1
Air pressure **Maximum output pressure**	200 psi *(14 bar)* 1 200 psi *(84 bar)*
Air inlet **Material outlet**	1/2 NPTF 3/4 NPTF
Material inlet **Airmotor bore diameter**	Stub 2 NPTF 3 in. *(76 mm)*
Stroke **Output per cycle**	4.25 in. *(114 mm)* 9 cu. in. *(148 cm³)*
Cycles **Wetted parts**	26/gallon *(7/liter)* Steel, brass, copper, polyurethane, nitrile
Free flow	12.6 gallon/min. *(47,7 liter/min.)*

6:1 3 in. oil pump performance testing

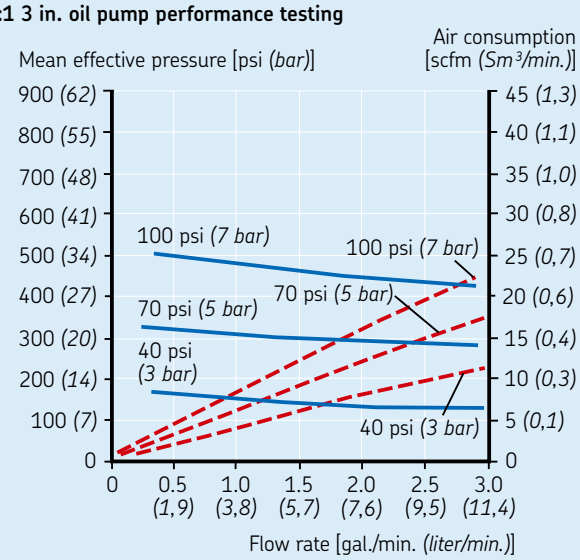

12:1 4.25 in. oil pump technical data

Pumping ratio	12:1
Air pressure **Maximum output pressure**	200 psi *(14 bar)* 2 400 psi *(166 bar)*
Air inlet **Material outlet**	1/2 NPTF 3/4 NPTF
Material inlet **Airmotor bore diameter**	Stub 2 NPTF 4.25 in. *(108 mm)*
Stroke **Output per cycle**	4.5 in. *(114 mm)* 9 cu. in. *(148 cm³)*
Cycles **Wetted parts**	26/gallon *(7/liter)* Steel, brass, copper, polyurethane, nitrile
Free flow	12.6 gallon/min. *(47,7 liter/min.)*

12:1 4.25 in. oil pump performance testing

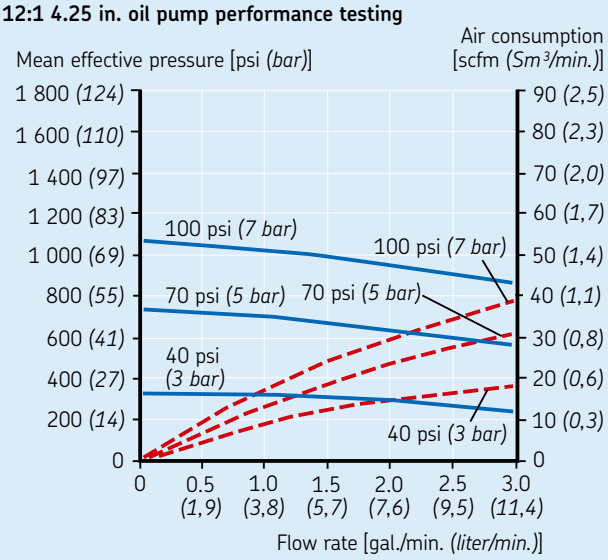

50:1 4.25 in. grease pump technical data

Pumping ratio	50:1
Air pressure	150 psi *(10 bar)*
Maximum output pressure	7 500 psi *(517 bar)*
Air inlet	1/2 NPTF
Material outlet	3/4 NPTF
Airmotor bore diameter	4.25 in. *(108 mm)*
Stroke	4.5 in. *(114 mm)*
Output per cycle	2.3 cu. in. *(38 cm³)*
Cycles	101/gallon *(26/liter)*
Wetted parts	Steel, brass, copper, polyurethane, nitrile
Free flow (70 cycles/min.)	0.7 gallon/min. *(2,6 liter/min.)*

PowerMaster II pumps include model 12018 3/4 NPTF (m) x 1/2 NPTF (F) in the outlet

50:1 4.25 in. grease pump performance testing

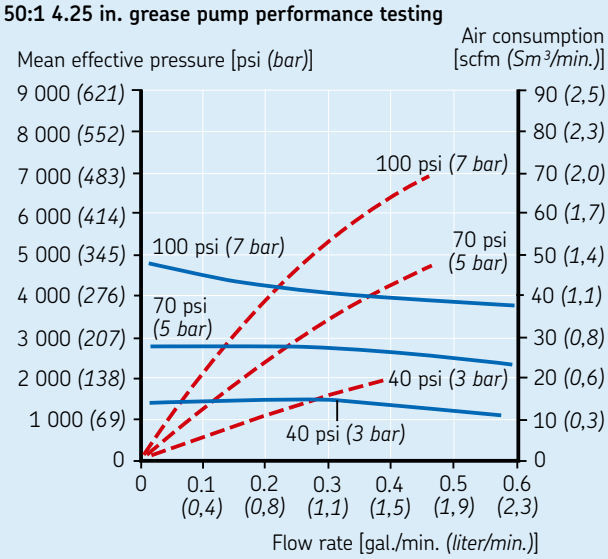

75:1 4.25 in. grease pump technical data

Pumping ratio	75:1
Air pressure	100 psi *(7 bar)*
Maximum output pressure	7 500 psi *(517 bar)*
Air inlet	1/2 NPTF
Material outlet	3/4 NPTF
Airmotor bore diameter	4.25 in. *(108 mm)*
Stroke	4.5 in. *(114 mm)*
Output per cycle	1.6 cu. in. *(26 cm³)*
Cycles	144/gallon *(39/liter)*
Wetted parts	Steel, brass, copper, polyurethane, nitrile
Free flow	0.5 gallon/min. *(1,8 liter/min.)*

PowerMaster II pumps include model 12018 3/4 NPTF (m) x 1/2 NPTF (F) in the outlet

75:1 4.25 in. grease pump performance testing

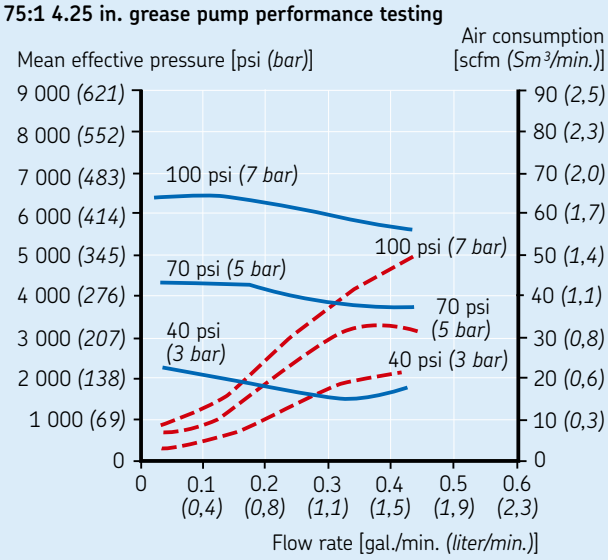

PowerMaster II air-operated oil pumps

Model 1901

Model 1914

Model 1901 12:1 55 gallon *(208 liter)* pump

Package includes:
- Powermaster II 4.25 in. air motor model 82730
- Powermaster II ball type pump tube 55 gallon *(208 liter)* model 82790
- Air coupler model 655008
- Air nipple model 653112

Model 1914 12:1 stub pump

Package includes:
- Powermaster II 4.25 in. air motor model 82730
- Powermaster II stub pump tube model 84335
- Air coupler model 655008
- Air nipple model 653112

Model 1952 6:1 55 gallon *(208 liter)* pump

Package includes:
- Powermaster II 3 in. air motor model 82895
- Powermaster II ball type pump tube 55 gallon *(208 liter)* model 82790
- Air coupler model 655008
- Air nipple model 653112

Model 1951 6:1 stub pump

Package includes:
- Powermaster II 3 in. air motor model 82895
- Powermaster II stub pump tube model 84335
- Air coupler model 655008
- Air nipple model 653112

PowerMaster II grease pumps

Model 1904 75:1 400 lb. *(181 kg)* pump

Package includes:
- PowerMaster II 4.25 in. air motor model 82730
- PowerMaster II shovel type pump tube 400 lb. *(181 kg)* model 82793 *
- Air coupler model 655008
- Air nipple model 653112

Model 1908 75:1 120 lb. *(54 kg)* pump

Package includes:
- PowerMaster II 4.25 in. air motor model 82730
- PowerMaster II shovel type pump tube 120 lb. *(54 kg)* model 82883 *
- Air coupler model 655008
- Air nipple model 653112

Model 1910 50:1 400 lb. *(181 kg)* pump

Package includes:
- PowerMaster II 4.25 in. air motor model 82730
- PowerMaster II shovel type pump tube 400 lb. *(181 kg)* model 83271 *
- Air coupler model 655008
- Air nipple model 653112

***⚠ WARNING**
California Proposition 65:
Cancer and reproductive harm
www.P65Warnings.ca.gov

PowerMaster II special pump

Model	Air motor	Pump tube	Tube size		Tube type	Ratio	Size NPT	Maximum air pressure		Maximum pressure		Free delivery	
–	–	–	gal.	liter	–	–	in.	psi	bar.	psi	bar	gal./min.	liter/min.
1931	82737	82790	55	208	Ball	4:1	3/4	200	14	800	56	2.7	10.3
1940	82737	84335 *	Stub	–	Ball	4:1	3/4	200	14	800	56	2.7	10.3
1932	82737	82791 *	55	208	Shovel	8:1	3/4	200	14	1 600	112	1.5	5.7
1933	82737	82792 *	55	208	Shovel	13:1	3/4	200	14	2 600	182	0.8	3.2
1902	82730	82791 *	55	208	Shovel	24:1	3/4	200	14	4 800	331	1.5	5.7
1935	82737	83665 *	400 lb.	181 kg	Shovel	50:1	3/4	150	10.34	7 500	517	2.7	10.3
1903	82730	82792	400 lb.	181 kg	Shovel	40:1	3/4	200	14	8 000	560	0.8	3.2
1907	82730	82841 *	120 lb.	54 kg	Shovel	40:1	3/4	200	14	8 000	560	0.8	3.2

*⚠**WARNING** California Proposition 65: Cancer and reproductive harm. www.P65Warnings.ca.gov

Model 16177

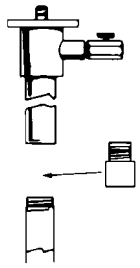

Model 83132

Model 82439



Model 84945

Model 84826

Model 83727

Model 84723

Model 83131

Model 282876

PowerMaster II and III pump accessories

Model 84826 wall mounting bracket kit

For PowerMaster II or III air motor assemblies.

Model 16177 foot valve adapter

For extending length of drum pumps with models 82790 and 82773 * PowerMaster II pump tubes or models 84984 and 84985 PowerMaster III pump tubes. Install when standard tubes will not reach bottom of tank for addition of 1 1/2 in. NPTF (m) extension pipe (customer furnished).

Model 83132 bung bushing

Screws in bung opening of 400 lb. *(181 kg)* drums and custom-built tanks to secure any PowerMaster II and III pumps. Plated to resist rust. Threaded 2 in. NPT (m).

Model 1709 single post pump elevator

For description and specifications (→ **page 90**).

Model 84945 suction kit

For transfer of product from drums, bulk tanks or reservoirs. Includes bung bushing suction tube, hose and coupling assembly.

Note: 2 x 1 in. *(50,8 x 25,4 mm)* bell reducer required for use with model 1914, not included.

Model 82439 low-level cutoff

Automatically shuts off flow of oil; keeps supply lines primed. Recommended when dispensing oil through metering devices to conform with standards of the National Conference of Weights and Measures. Assembles to 1 1/2 in. NPT standpipe which assembles to pump.

Other accessories

Model 83732 standpipe adapter kit

Necessary to assemble PowerMaster II or III pumps to model 83727 stand pipe assembly for pumping from bulk tanks.

Model 83727 standpipe assembly

Mounts PowerMaster II or III pump on floor to accept suction line from bulk tank. Inlet 3 in. NPTF. 7 1/2 in. *(190 mm)* height; 8 in. *(203 mm)* diameter.

Note: PowerMaster II and III requires model 83732 standpipe assembly adapter kit.

Model 83131 tie rod kit

For bung opening 400 lb. *(181 kg)* drums. Tie rods and eye-bolts 5/8 in. *(15,88 mm)* diameter steel plated to resist rust.

Mounting brackets

Model 84723 cover panel kit

Metal cover fits over tie rod ends and encloses moving plunger rod. Prohibits foreign matter from attaching to pump plunger and causing premature wear.

Model 66764 air exhaust muffler

3/4 in. NPT (m) fits PowerMaster II air motor models 82895, 82730 and 82736 *. Two required for each air motor.

Thermal pressure protection

Model	Description	Application	Pre-set relief pressure		Size NPT
–	–	–	psi	bar	in.
282876	Valve only	3:1, 5:1, 6:1	1 000	68	1/2
282957	Valve only	3:1, 5:1, 6:1, 10:1, 12:1	1 500	103	1/2
277601-1	Kit with valve, hose, adapters	PMV 5:1 and 6:1*	900	62	**Integrated**
277601-2	Kit with valve, hose, adapters	PMV 10:1*	1 500	103	**Integrated**

* Adapt PMV kits to PowerMaster III stub pump tube (model 84986) with a 300 lb. *(136 kg)* malleable iron 2 x 1.5 in. *(50,8 x 38,1 mm)* reducing coupling.

Pump hoists

Model 1709 single post elevator

Ideal for contractor use. Can be mounted on truck body or used in maintenance shop for fast power-operated drum changing. Lifts any Lincoln pump from one 400 or 120 lb. *(181 or 54 kg)* drum and lowers it into another. Can serve one or a cluster of four drum pumps from one location.

Model 2716 single post primer

For use with PowerMaster III series 2000 pumps. Air-operated single post pump hoist for 55 gallon *(208 liter)* drums performs several functions in applications of low- to medium-viscosity materials. Facilitates drum changeovers. Includes follower and wiper which uses normal suction to help maintain pump prime. Includes mounting bracket for all PowerMaster III pumps.

Model 1716 pump hoist

For use with all PowerMaster II series 1900 pumps. Air-operated single post pump hoist for 55 gallon *(208 liter)* drums performs several functions in applications of low to medium-viscosity materials. Facilitates drum changeovers. Includes follower and wiper which uses normal suction to help maintain pump prime.

Model 1709

Model 2716

PowerMaster III pump hoist technical data

Model		1709	2716
Height	Lowered	70.5 in. *(1,8 m)*	73 in. *(1,9 m)*
	Raised	108.5 in. *(2,8 m)*	110.5 in. *(2,8 m)*
Operating air pressure		50 to 200 psi *(3,45 to 13,8 bar)*	40 to 200 psi *(2,75 to 13,8 bar)*
Beam	Length	19 in. *(0.5 m)*	19 in. *(0.5 m)*
	Rotation	360°	360°
Lift capacity		400 lb. *(181 kg)*	400 lb. *(181 kg)*

PowerMaster II pump hoist technical data

Model		1716
Height	Lowered	73 in. *(1,9 m)*
	Raised	110.5 in. *(2,8 m)*
Operating air pressure		40 to 200 psi *(2,75 to 13,8 bar)*
Beam	Length	19 in. *(0.5 m)*
	Rotation	360°
Lift capacity		400 lb. *(181 kg)*

Model 1716



Model 84377

Model 84192

Model 66060

Model 80895

Model 674

Model 84963

Model 86214

Model 84722

Model 81538

Model 81412

Drum dollies

Model 84377 400 lb. (55 gal.) *[181 kg (208 liter)]* drum dolly

Use with any 400 lb. *(181 kg)* drum. 23 1/4 in. ID, height 5 1/4 in. *(133,4 mm)*, hard rubber wheels: 1 in. *(25,4 mm)* wide, 2 1/2 in. *(63,5 mm)* dia. Capacity: 650 lbs. *(294 kg)*

Model 84192 120 lb. (16 gal.) *[54 kg (60 liter)]* band dolly

Band-type dolly for use with 120 lb. *(54 kg)* refinery containers; caster model 66060.

Model 66060 caster for roll-a-round base units

Standard equipment on Lincoln drum and band dollies.

Model 80895 roll-a-round base

Use with 120 lb. *(54 kg)* refinery containers. Four ball-bearing swivel casters and screw clamps.

Model 674 hand truck

All steel, rugged construction with 6 in. *(152,4 mm)* diameter wheels. Finished in Lincoln red. 41 high x 15 in. wide *(1 041 high x 381 mm wide)*. For use with 120 lb. *(54 kg)* or 16 gallon *(60 liter)* drum.

PowerMaster III only

Model 84963 flange mounting assembly

For rigid mounting of PowerMaster III pumps to the top of fabricated bulk tanks.

Model 86214* gland protection sleeves

For all ball foot design pump tubes.

Model 84722 muffler adapter kit

Replaces standard built-in muffler on series III air motors. Pipes exhaust away from pump. Converts exhaust port to 3/4 in. NPT (f) thread.

Drum covers

Model 81538

Standard 16 gallon *(60 liter)* drum cover for mounting PowerMaster II and III drum pumps to full open drums.

Model 81412

Standard 55 gallon *(208 liter)* drum cover for mounting PowerMaster II and III series drum pumps on full open drums.

Model 83166

Same as model 81412 except includes a port for installation of material agitator.

***⚠ WARNING**

California Proposition 65:
Cancer and reproductive harm
www.P65Warnings.ca.gov

Follower plates

Recommended when pumping lubricants that will not seek their own level.

Model 84775

Deluxe universal follower for use with 25 to 50 lb. *(11 to 22 kg)* containers for 1, 1 1/4, and 1 1/2 in. diameter pump tubes. All rubber unit ensures complete grease dispensing to the bottom of dented or plastic lined drums; wipes pail or drum clean. Metal cap holds insert firmly in place, ensuring seal and maintaining vacuum.

Model 84780

Same as model 84775 except for use with 120 lb. *(54 kg)* containers for 1, 1 1/4, and 2 1/8 in. diameter pump tubes.

Model 83369

For 400 lb. *(181 kg)* drums. Diameter 21 5/8 in.

Model 81482 400 lb. *(181 kg)*

Includes mounting flange and tie rods for mounting any PowerMaster II pump. Includes model 84318 drum cover and model 84273 adapter flange.

Model 84768

Same as 81482 except for PowerMaster III pumps.

Model 84291 120 lb. (54 kg)

Same as model 81482, except for 120 lb. *(54 kg)* drums. Includes model 84299 drum cover and model 84273 adapter flange.

Model 84767

Same as 84291 except for PowerMaster III pumps.

Model 84273 flange mounting assembly

For rigidly mounting any PowerMaster II stub pump or drum pump to top of a fabricated bulk tank.

Model 84963

Same as 84273 except for PowerMaster III pumps.

Model 83119 tie rod assembly

Same as model 83131 except for 120 lb. *(54 kg)* drums.

Model 360248 drum locator

Positions and secures 400 lb. *(181 kg)* drums when truck is in motion. Two identical angles in a circular segment with an 11 1/2 in. radius. Holes provided for fastening angle to platform. Welding optional.

Model 84780

Model 83369

Model 84273



Model 360248

Model 86400

Model 86300

Hydraulic PowerMaster motor

Ideal for mining, heavy construction and ink applications

Rugged design with minimum moving parts, maximum reliability and durability in heavy-duty applications

- Two motor sizes available
- Expands pumping capability to higher pressure and higher volume applications
- Internal logic provides smooth changeover for each stroke
- No need for external pressure or limit switches and solenoid valves
- Responds immediately to changes in grease volume and pressure demands
- Versatile – designed to deliver effectively in transfer and automated lubrication
- Use with Lincoln's PowerMaster and PileDriver pump tube

Hydraulic PowerMaster motor technical data

Model	**86400**	**86300**
Cylinder diameter	3 1/2 in. *(89 mm)*	2 in. *(51 mm)*
Piston rod diameter	2 1/2 in. *(64 mm)*	1 7/16 in. *(37 mm)*
Stroke length	6 in. *(152 mm)*	6 in. *(152 mm)*
Operating pressure range*	300 to 1 500 psi *(21 to 103 bar)*	300 to 1 500 psi *(21 to 103 bar)*
Operating temperature range	–30 to +200 °F *(–34 to +93 °C)*	–30 to +200 °F *(–34 to +93 °C)*
Fluid consumption rate	57.7 cu. in./cycle or 1 gal./4 cycles *(945,5 cm³/cycle or 3,8 liter/4 cycles)*	18.8 cu. in./cycle or 1 gal./12 cycles *(308 cm³/cycle or 3,8 liter/12 cycles)*
Hydraulic fluid inlet	SAE 10 (female)	SAE 8 (female)
Hydraulic fluid outlet	SAE 12 (female)	SAE 10 (female)
Max. recommended speed (continuous)	55 cycles/min.	75 cycles/min.
Wetted part materials	Steel, bronze, polyurethane, nitrile	Steel, bronze, polyurethane, nitrile

* Refer to tables on pg. 98 for maximum operating pressure with specific pump tubes.

PowerMaster III models with model 86400 motor

Pump tube model	Ratio	Drum size		Maximum delivery pressure		Maximum hydraulic inlet pressure	
–	–	gal.	liter	psi	bar	psi	bar
84984	4:1	16	60	4 000	276	1 000	69
84985	4:1	55	208	4 000	276	1 000	69
84986	4:1	Stub	Stub	4 000	276	1 000	69

PowerMaster III models with model 86300 motor

Pump tube model	Ratio	Drum size		Maximum delivery pressure		Maximum hydraulic inlet pressure	
–	–	gal.	liter	psi	bar	psi	bar
84984	1.5:1	16	60	2 250	155	1 500	103
84985	1.5:1	55	208	2 250	155	1 500	103
84986	1.5:1	Stub	Stub	2 250	155	1 500	103

PileDriver III models with model 86400 motor

Pump tube model	Ratio	Drum size		Maximum delivery pressure		Maximum hydraulic inlet pressure	
–	–	gal.	liter	psi	bar	psi	bar
85922	1.2:1	Stub	Stub	1 800	124	1 500	103

PileDriver III models with model 86300 motor

Pump tube model	Ratio	Drum size		Maximum delivery pressure		Maximum hydraulic inlet pressure	
–	–	gal.	liter	psi	bar	psi	bar
85922	0.4:1	Stub	Stub	600	41	1 500	103

PowerMaster III

Model 85300

Hydraulic motor for PowerMaster III pump tubes

- **Designed for oil, ATF and gear oil**
- Safe to use where electric or pneumatic motors may be hazardous.
- Virtually eliminate concerns about air supply condition and exhaust emissions.
- Efficiently generates high material pressure and flow rate with minimum hydraulic power consumption.
- Few internal moving parts. No mechanical linkages or solenoids to fail or wear out.
- An internal changeover circuit requires no external signal for reciprocating action.
- Balanced cylinder design eliminates need for separate stroke adjustments.
- All key components are machined from steel or aluminum to insure long service life in the toughest applications.
- Hydro-PowerMaster was designed and is manufactured under the strict conditions of an ISO 9001 registered quality system.

Hydro-PowerMaster technical data

Model	**85300**
Cylinder diameter	2 in. *(5 cm)*
Piston rod diameter	1 3/8 in. *(3,5 cm)*
Stroke length	6 in. *(15 cm)*
Hydraulic fluid inlet (F)	SAE 8
Hydraulic fluid outlet (F)	SAE 10
Operating pressure range	300 to 1 500 psi *(20,4 to 103 bar)*
Operating temperature range	–30 to +200 °F *(–34 to +93 °C)*
Fluid flow consumption rate per cycle	18.8 cu. in. *(308,1 cm³)*
Recommended continuous speed	75 cycles/minute
Wetted parts materials	Steel, aluminum, bronze, nitrile, PTFE, polyurethane

PowerMaster III special pump

Motor	**Pump tube**	**Ratio**	**Drum size**		**Size** NPT (f)	**Maximum hydraulic pressure**		**Maximum pressure**		**Free delivery**	
–	–	–	gal.	liter	in.	psi	bar	psi	bar	gal.	liter
85300	84985	1.5:1	55	208	3/4	1 500	103	2 250	155	3.9	14,6
85300	84984	1.5:1	16	60	3/4	1 500	103	2 250	155	3.9	14,6
85300	84986	1.5:1	stub	–	3/4	1 500	103	2 250	155	3.9	14,6

Must order hydraulic motor and pump tube separately.
CAUTION: Do not exceed maximum hydraulic inlet pressure listed for each motor/pump tube combination.

Hydraulic PowerMaster motor

Model 86400

Model 86300

Ideal for mining, heavy construction and portable lubrication trucks

Rugged design with minimum moving parts, maximum reliability and durability in heavy-duty applications

- Two motor sizes available
- Expands pumping capability to higher pressure and higher volume applications
- Internal logic provides smooth changeover for each stroke
- No need for external pressure or limit switches and solenoid valves
- Responds immediately to changes in grease volume and pressure demands
- Versatile – designed to deliver effectively in transfer and automated lubrication
- Use with Lincoln's PowerMaster and PileDriver pump tube

Hydraulic PowerMaster motor technical data

Model	**86400**	**86300**
Cylinder diameter	3 1/2 in. *(89 mm)*	2 in. *(51 mm)*
Piston rod diameter	2 1/2 in. *(64 mm)*	1 7/16 in. *(37 mm)*
Stroke length	6 in. *(152 mm)*	6 in. *(152 mm)*
Operating pressure range*	300 to 1 500 psi *(21 to 103 bar)*	300 to 1 500 psi *(21 to 103 bar)*
Operating temperature range	–30 to +200 °F *(–34 to +93 °C)*	–30 to +200 °F *(–34 to +93 °C)*
Fluid consumption rate	57.7 cu. in./cycle or 1 gal./4 cycles *(945,5 cm³/cycle or 3.8 liter/4 cycles)*	18.8 cu. in./cycle or 1 gal./12 cycles *(308 cm³/cycle or 3.8 liter/12 cycles)*
Hydraulic fluid inlet	SAE 10 (female)	SAE 8 (female)
Hydraulic fluid outlet	SAE 12 (female)	SAE 10 (female)
Max. recommended speed (continuous)	75 cycles/min.	75 cycles/min.
Wetted part materials	Steel, bronze, polyurethane, nitrile	Steel, bronze, polyurethane, nitrile

* Refer to tables on pg. 101 for maximum operating pressure with specific pump tubes.

PowerMaster III

PowerMaster III models with model 86400 motor

Pump tube model	Ratio	Drum size		Maximum delivery pressure		Maximum hydraulic inlet pressure	
–	–	gal.	liter	psi	bar	psi	bar
84991	8:1	55	208	7 200	496	900	62
84992	8:1	16	60	7 200	496	900	62
84993	14:1	55	208	7 000	483	500	35
84994	14:1	16	60	7 000	483	500	35
84995	17:1	55	208	7 650	527	450	31
84996	17:1	16	60	7 650	527	450	31
84997*	23:1	55	208	6 900	476	300	21
84998*	23:1	16	60	6 900	476	300	21

*⚠**WARNING** California Proposition 65: Cancer and reproductive harm. www.P65Warnings.ca.gov

PowerMaster III models with model 86300 motor

Pump tube model	Ratio	Drum size		Maximum delivery pressure		Maximum hydraulic inlet pressure	
–	–	gal.	liter	psi	bar	psi	bar
84991	2.7:1	55	208	4 000	276	1 500	103
84992	2.7:1	16	60	4 000	276	1 500	103
84993	4.5:1	55	208	6 750	465	1 500	103
84994	4.5:1	16	60	6 750	465	1 500	103
84995	5.5:1	55	208	7 500	517	1 300	90
84996	5.5:1	16	60	7 500	517	1 300	90
84997*	8:1	55	208	7 200	496	900	62
84998*	8:1	16	60	7 200	496	900	62

*⚠**WARNING** California Proposition 65: Cancer and reproductive harm. www.P65Warnings.ca.gov

Hydraulic motor for PowerMaster III pump tubes

- **Designed for grease**
- Safe to use where electric or pneumatic motors may be hazardous.
- Virtually eliminate concerns about air supply condition and exhaust emissions.
- Efficiently generates high material pressure and flow rate with minimum hydraulic power consumption.
- Few internal moving parts. No mechanical linkages or solenoids to fail or wear out.
- An internal changeover circuit requires no external signal for reciprocating action.
- Balanced cylinder design eliminates need for separate stroke adjustments.
- All key components are machined from steel or aluminum to insure long service life in the toughest applications.
- Hydro-PowerMaster was designed and is manufactured under the strict conditions of an ISO 9001 registered quality system.

Model 85300

Hydro-PowerMaster technical data

Model	**85300**
Cylinder diameter	2 in. *(5 cm)*
Piston rod diameter	1 3/8 in. *(3,5 cm)*
Stroke length	6 in. *(15 cm)*
Hydraulic fluid inlet (F)	SAE 8
Hydraulic fluid outlet (F)	SAE 10
Operating pressure range	300 to 1 500 psi *(20,4 to 103 bar)*
Operating temperature range	–30 to +200 °F *(–34 to +93 °C)*
Fluid flow consumption rate per cycle	18.8 cu. in. *(308,1 cm³)*
Recommended continuous speed	75 cycles/minute
Wetted parts materials	Steel, aluminum, bronze, nitrile, PTFE, polyurethane

PowerMaster III hydraulic-powered pumps

Motor	**Pump tube**	**Ratio**	**Drum size**		**Size** NPT (f)	**Maximum hydraulic pressure**		**Maximum pressure**		**Free delivery**	
–	–	–	gal.	liter	in.	psi	bar	psi	bar	gal./min.	liter/min.
85300	84991	3:1	55	208,2	3/4	1 500	103	4 500	310	2.0	7,5
85300	84992	3:1	16	60,57	3/4	1 500	103	4 500	310	2.0	7,5
85300	84993	4.5:1	55	208,2	3/4	1 500	103	6 750	466	1.2	4,5
85300	84994	4.5:1	16	60,57	3/4	1 500	103	6 750	466	1.2	4,5
85300	84995	5:1	55	208,2	3/4	1 500	103	7 500	517	1.0	3,7
85300	84996	5:1	16	60,57	3/4	1 500	103	7 500	517	1.0	3,7
85300	84997	7:1	55	208,2	3/4	1 000	69	7 000	483	0.7	2,6
85300	84998	7:1	16	60,57	3/4	1 000	69	7 000	483	0.7	2,6

Must order hydraulic motor and pump tube separately.
CAUTION: Do not exceed maximum hydraulic inlet pressure listed for each motor/pump tube combination.

1/4 to 2 in. air-operated diaphragm pumps

Model 85630

Model 85628

Model 85622



Model 85634

Basic design features

Diaphragm pumps are driven by compressed air. The directional air distribution valve and pilot valve – the "air end" – are located in the center section of the pump. Liquid moves through two manifolds and outer chambers of the pump, the "wet end". Generally, check valves are located at the top and bottom of each outer chamber or on a common manifold. The two outer chambers are connected by suction and discharge manifolds. Lincoln's double diaphragm self-priming design offers many advantages over other pumps.

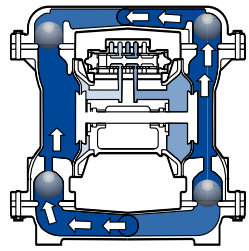

Right chamber – discharge
Left chamber –suction

Left chamber – discharge
Right chamber –suction

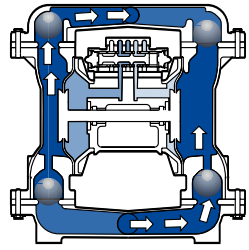

- Pump abrasive and sheer-sensitive materials.
  - Low interval velocities move abrasives easily with no damage. Gentle pumping action does not sheer fragile materials.
- Pumps viscous materials.
  - Even heavy or solids-laden materials can be pumped.
- Environmentally friendly.
  - No motors, seals or packing to leak.
- Self-priming.
  - Able to dry prime under most suction lift or flooded suction conditions.
- Variable flow.
  - Regulate the inlet air supply to adjust flow.
- Runs dry without damage.
- Deadheads against closed discharge.
  - Excessive back pressure stops operation without damage until discharge opens. Eliminates bypass systems or relief valves.
- Explosion-proof.
  - Eliminates sparking concerns of other electrical or rotating pumps.

WARNING!
The pump exhaust should be piped to an area for safe disposal of product being pumped in the event of a diaphragm failure.

1:1 air-operated diaphragm pump line

Model	Description	Pump body	Wetted or soft parts	Size inlet NPT	outlet NPT	Free delivery		Air inlet NPT (f)	Maximum pressure		Element particle size		Application
–	in.	–	–	in.	in.	gal.	liter	in.	psi	bar	in.	mm	–
85630	1/4	Polyprop	PTFE	1/4	1/4	4	15,1	1/4	100	6,89	1/32	0,79	New oil, AF, windshield washer fluid
85631	1/2	Aluminum	Buna-N	1/2	1/2	15	56,8	1/4	100	6,89	1/8	3,17	New/used oil, AF
85632	1/2	Aluminum	PTFE	1/2	1/2	15	56,8	1/4	100	6,89	1/8	3,17	New oil, AF
85633	1/2	Aluminum	Hytrel	1/2	1/2	15	56,8	1/4	100	6,89	1/8	3,17	New oil
85622	1/2	Polyprop	Santoprene	1/2	1/2 [1]	14	53	1/4	100	6,89	1/8	3,17	High abrasion materials
85623	1/2	Polyprop	PTFE	1/2	1/2 [1]	14	53	1/4	100	6,89	1/8	3,17	New oil, AF
85626	1/2	Polyprop	Buna-N	1/2	1/2 [1]	14	53	1/4	100	6,89	1/8	3,17	New oil, AF
85629	1	Aluminum	Hytrel	1	1	45	170,3	1/2	125	8,6	1/4	6,35	New oil
85628	1	Aluminum	PTFE	1	1	45	170,3	1/2	125	8,6	1/4	6,35	New oil, AF
85627	1	Aluminum	Buna-N	1	1	45	170,3	1/2	125	8,6	1/4	6,35	New/used oil, AF
85621	1 1/2	Aluminum	Buna-N	1 1/2	1 1/2	106	401,3	3/4	125	8,6	1/4	6,35	New/used oil, AF
85624	2	Aluminum	Buna-N	2	2	150	567,8	3/4	125	8,6	1/4	6,35	New/used oil, AF

[1] Can be converted to dual 1/2 in. outlet.

U.L. listed

Model	Description	Pump body	Wetted or soft parts	Size inlet NPT	outlet NPT	Free delivery		Air inlet NPT (f)	Maximum pressure		Element particle size		Application
–	in.	–	–	in.	in.	gal.	liter	in.	psi	bar	in.	mm	–
85634	1 U.L.	Aluminum	Buna-N	1	1	45	170,3	1/2	50 [2]	3,45	1/4	6,35	Used oil, diesel, kerosene
85635	1 U.L.	Aluminum	PTFE	1	1	45	170,3	1/2	50 [2]	3,45	1/4	6,35	Unleaded gas, diesel, kerosene used oil

[2] 50 psi *(3,45 bar)* flammable liquids, 125 psi *(8,6 bar)* others

Dual inlet

Model	Description	Pump body	Wetted or soft parts	Size inlet NPT	outlet NPT	Free delivery		Air inlet NPT (f)	Maximum pressure		Element particle size		Application
–	in.	–	–	in.	in.	gal.	liter	in.	psi	bar	in.	mm	–
85636	1/2	Aluminum	Buna-N	1/2	1/2	15	56,8	1/4	125	8,6	1/8	3,17	AF/water
85637	1/2	Polyprop	Buna-N	1/2	1/2	14	53	1/4	100	6,89	1/8	3,17	AF/water
85639	1	Polyprop	Buna-N	1 ANSI [3]	–	45	170,3	1/2	100	6,89	1/4	6,35	AF/water
85638	1	Aluminum	Buna-N	1	1	42	159	1/2	125	8,6	1/4	6,35	AF/water

[3] Model 85639 requires model 275631 adapter and model 275632 seal kit for pipe thread installations.

AODD pump accessories

Model 85255



Model 84817



Model 240994

Model 282902

Wall mount brackets

Model 85255 wall mount bracket

Wall mount bracket for 1/4 to 1/2 in. air-operated diaphragm pumps.

Model 84817 wall mount bracket

Wall mount bracket for 1/2 to 2 in. air-operated diaphragm pumps.

Other accessories

Model 240994 drum adapter kit

For use with 1/2 in. polypropylene AODD pumps. Includes 2 in. NPT (f) bung bushing, 1 x 36 in. *(25,4 x 914,4 mm)* suction tube and adapter.

Model 275631 1 in. ANSI flange to 1 in. NPT adapter

Adapts 1 in. ANSI flange of model 85639 polypropylene dual inlet pump to 1 in. NPT (f). PVC for low pressure installations. Three required to convert all pump inlets/outlets.

Model 275632 ANSI bolt kit with seal

Attaches adapter to model 85639 pump. One bolt kit required for each adapter. Three required to convert all pump inlets/outlets.

Thermal pressure protection

Protect lubrication system components from high pressure spikes caused by temperature change in a closed fluid network.

Thermal pressure protection

Model	Description	Application	Pre-set relief pressure		Size NPT
–	–	–	psi	bar	in.
282902	Valve only	AODD pumps	150	10	1/2
277601-4	Kit with valve, hose, adapters	1/2 in. AODD pumps	150	10	Integrated
277601-5	Kit with valve, hose, adapters	1/2 in. AODD pumps	150	10	Integrated

High-volume stub-mounted transfer pump

Model 85922

Lincoln raises the bar for stub-mounted transfer pumps with the model 85922 high-volume pump tube. In combination with PowerMaster air motors, this pump tube offers a wide range of options to provide needed volume and pressure for high-output transfer and multi-reel dispense systems.

- Large ports reduce resistance for improved flows in real world applications.
- 6 in. *(152 mm)* stroke lets the pump work easier to deliver the same or more volume.
- Proven PileDriver III pump tube and PowerMaster III air motor based design is durable, dependable and easy to maintain over the life of the pump.
- 2.5 in. NPTF (f) and 3 in. NPTF (m) inlet offers flexible mounting options.

Model 2331 1.5:1 stub pump

Package includes:
- Powermaster III 3 in. air motor model 84803
- PileDriver III stub pump tube model 85922
- Air coupler model 655008
- Air nipple model 653112

Model 2332 3:1 stub pump

Package includes:
- Powermaster III 4.25 in. air motor model 84804
- PileDriver III stub pump tube model 85922
- Air coupler model 655008
- Air nipple model 653112

Model 2333 7:1 stub pump

Package includes:
- Powermaster III 6 in. air motor model 84806
- PileDriver III stub pump tube model 85922
- Air coupler model 655012
- Air nipple model 653112

Model 384829

1:1 air-operated piston transfer pumps

Model 384829

1:1 ratio fluid transfer pump designed for quick, reliable and economical transfer from all types of standard containers. This high-volume pump is suitable for use with 16 gal. *(60,5 l)* and 55 gal. *(208 l)* drums and bulk storage tanks. Includes a 33 1/2 in. *(85 cm)* plastic extension tube that can be cut to fit the specific tank or drum depth. Positive-displacement pump starts automatically when the dispense valve is opened and shuts off automatically when the valve is closed. Features a universal suction tube and is capable of use with installed piping, hose and spigot valves, as well as suitable for installation on mobile lube carts.

Model 82230

Transfer pump quickly transfers fluids directly from 55 gal. *(208 liter)* drums. 2 in. *(50,8 mm)* bung bushing adjusts to varied drum lengths. Designed to stall against lubricant pressure. Use built in air control valve to adjust fluid output flow. Empties a 55 gal. *(208 liter)* drum in less than three minutes and has adjustable air flow lever.

Model 82715 PTFE kit

For use with model 82230, to allow compatibility with additional products.

Model 82230

1:1 piston transfer pumps

Model	Description	Pump body	Wetted or soft parts	Size inlet NPT	outlet NPT	Free delivery per min.		Air inlet NPT (f)	Maximum pressure		Typical automotive use
–	–	–		in.	in.	gal.	liter	in.	psi	bar	_
384829	Carbon steel	Metal	Flouroelastomer	–	1	14	53	1/4	200	14	Universal/motor and gear oil, ATF, hydraulic fluid transfer
82230	55 gal. *(208 liter)* drum	Aluminum, steel	Buna-N	3/4-11 1/2 A.N.	–	20	75	1/4	150	10,3	55 gal. *(208 liter)* drum/ new oil transfer

Maximum diameter of suspended solids: Not applicable

Multi-fluid (DEF compatible) transfer pumps

Model 1390 lift-action transfer pump

Transfers DEF and many other fluids from larger fluid drums to convenient containers or directly into equipment and vehicle reservoirs.

Self-priming pump is ready to use right out of the package – place the pump in a barrel or drum using the attached bung adapter, lift the lever and fluid is dispensed.

Recommended for use in automotive, trucking, agriculture and construction applications.

Model 1390 manual barrel pump

- DEF (diesel exhaust fluid) compatible
- Transfers popular shop fluids including acetone, antifreeze, windshield washer, thinners, and much more
- Includes NPT and buttress threads for steel and plastic drums
- Adjustable bung type fits 15-, 16-, 30- and 55-gallon drums
- Welded ground-post for safe dispensing of volatile fluids
- Premium-grade 316 stainless steel
- Easy fluid control; no splashing
- Self-priming
- Meets CA Proposition 65 and EU REACH standards

Model 1392 lever-action transfer pump

DEF-compatible pump featuring polypropylene construction. The telescoping pickup tube makes it suitable for a wide range of tank depths. Unique locking ring enables you to optimize nozzle placement to minimize pump load and simplify operation.

Pump package includes a premium non-kink, six-foot hose with 3/4 in. outlet nozzle that fits all standard DEF reservoirs, 45-degree nozzle and a threaded 2-inch bung that mounts securely to bulk DEF tanks.

Model 1392 lever-action DEF transfer pump

- DEF (diesel exhaust fluid) compatible
- Locking ring enables optimal pump positioning
- Nozzle hanger keeps hose within reach and off the floor
- Designed for automotive, trucking, agriculture and construction applications
- Transfers bulk fluid to smaller DEF containers or directly into vehicle reservoirs
- Self-priming pump unit

Model 1390

Model 1392

Transfer pump accessories

Model 84945

Model 84815

Model 84816

Suction kits

Model 84945 suction kit

For transfer of product from drums, bulk tanks or reservoirs. Includes bung bushing suction tube, hose and coupling assembly.

Note: 2 x 1 in. *(50,8 x 25,4 mm)* bell reducer required for use with model 1914, not included.

Model 85256

Same as model 84945 except for use with 1/4 in. AODD pump.

Used-fluid overfill warning valves

Float rises with used fluid to activate "whistle" warning at prescribed level.

Model 84815 single wall

For single wall tanks and drums in used fluid systems and above ground tanks.

Model 84824 double wall

Same as model 84815 except for double walled tanks and above ground tanks.

4-way valve

Model 84816

Four port, two position valve used in waste fluid systems. Enables one pump to pump into and out of drum or tank. 1 in. NTP female threads inlet/outlet.

Bulk oil systems

3:1 and 5:1 ratio pump packages

Lincoln pump 3:1 and 5:1 ratio packages include model 600003 regulator, model 600401 gauge, model 815 coupler and model 11659 nipple. Control valve, inline meter or handheld metering control valve must be ordered separately (except model 4283).

Model 4283* 5:1 with 50 ft. *(15,24 m)* reel and meter

Deluxe assembly includes:

- Model 84934 5:1 ratio pump with bung bushing, universal suction tube with foot valve to fit any size container up to 275 gallons *(1 041 liter)*
- 1/2 in. x 50 ft. *(12,7 mm x 15,24 m)* oil hose reel Alemite model 8078-D with 2 ft. *(0,6 m)* connecting hose
- Model 967 electronic meter totalizes in liters and gallons with quart, gallon or pint readout.

Note: Pipe, fittings and hardware for installation of overhead reel assembly supplied by others.

Model 4493* value series pump, reel and meter package

- Configured for above-ground tank installations.
- For use with natural and synthetic oils, automatic transmission fluid, gear oil, antifreeze or hydraulic oil throughout the shop.
- Fast, reliable dispensing with model 4491 6 gallon/min. *(22 liter/min.)* free delivery pump.
- Easy handling, dependable service with the Alemite model 8078 series hose reel's heavy-gauge steel base, brass bushings and extra-wide hose guide.
- Accurate and easy dispensing with model 980 electronic oval gear meter with flexible extension.
- Package includes:
  - Model 4491 3.5:1 pump
  - Alemite model 8078-C reel with 1/2 in. x 30 ft. *(12,7 mm x 9,15 m)* hose and ball stop
  - Model 980 electronic meter (measures in quarts)
  - Air line regulator and gauge
  - Air coupler and nipple
  - 2 ft. *(0,6 m)* fluid connecting hose from pump to reel and adapter union

Model 4283

Model 4493

System for mounting pump and reel on tank

***⚠ WARNING**

California Proposition 65:
Cancer and reproductive harm
www.P65Warnings.ca.gov

3:1 Ratio • Corrosive Fluids

Model 84145-9

Model 84080-9

Series 20 pumps 3:1 pressure ratio

Model 84145-9 stainless steel

For pumping synthetic hydraulic oil, anti-freeze or corrosive products. Pump may be coupled to stand pipe, mounted with bracket and suction kit or pump tube extension may be added for bung mounting to bulk tank, 2.5 gallon/min. *(9 liter/min.)* free delivery. Pump tube constructed of 316 stainless steel and features PTFE packings, air inlet 1/4 in. NPT (f), material outlet 1/2 in. NPT (f) comes with air coupler and plug and model 84147-9 product check assembly.

Model 84080-9 stainless steel

Recommended for use with antifreeze, solvents and windshield washer solution. 316 series stainless steel construction and PTFE packings assures long life. 3:1 ratio pump for transfer of corrosive or toxic fluids. Mounts on 55-gallon *(208 liter)* bung opening drums. Delivers 2.5 gallon/min. *(9 liter/min.)*. Lasts longer than carbon steel models in corrosive service. Maximum air pressure 125 psi *(8,6 bar)*.

WARNING!
For safe and proper use, always consult instructions accompanying product. See ***Safety Warning Information*** for appropriate warnings.

Pumps designed for value

Features

- **For pumping oil, ATF and gear oil**
- Proven horizontal, valved-piston motor design for simplicity and reliability
- Provides quick dispense, fill or transfer with high-volume output
- Built-in muffler for quiet operation
- Cost-effective solution for oil distributors who need to supply pumps for customers who purchase bulk oil in tanks or drums
- Available as stub pump, 16 or 55 gallon *(60 or 208 liter)* pump or 50 to 275 gallon *(946 to 1 041 liter)* tank pump
- Motor's single-stroke action delivers cost effective, high performance and high flow
- Provides quick dispense and fill of ATF, oil, gear lubrication and other fluid lubricants with the speed of many higher-priced pumps
- Ideal for use with one or two overhead reels in applications such as medium-to-light vehicle service facilities, car dealerships, small contractors, farmers and agriculture equipment dealers

Value series transfer pumps technical data

Pump ratio		3.5:1
Output per stroke		5.6 in.^{3} *(91 cm ^{3})*
Delivery output		6 gallons/min. *(22 liter/min.)*
Pneumatic inlet pressure	**Max.**	120 psi *(8,3 bar)*
	Min.	20 psig *(1,4 bar)*
Operating temperature range		30 to 120 °F *(–1 to +49 °C)*
Weight (empty)		14 lbs. *(6 kg)*
Pneumatic port inlet		1/4 in.-18 NPTF
Material port outlet		1/2 NPTF
Recommended fluids		Motor oils, transmission fluid, petroleum-based fluids

Pump models

Model	Application		Mounting	Size	
–	gal.	liter	in.	in.	mm
4490	16 to 55	60 to 208	2 NPT male bung adapter	36.5	927,1
4491	250 to 275 oval tank	946 to 1 041 oval tank	2 NPT male bung adapter	47	1 194
4492	stub		1.5 NPT male	–	–

Model 4475



Model 4480

Low-volume transfer pumps for oil, ATF and gear lubricants

Model 4475 series 1:1 pump

The model 4475 pump is a reciprocating-piston, low-pressure single-action pump. Air powers the pump's piston on the dispensing, or working, stroke. An internal spring returns the piston and resets it for the working stroke. It pumps continuously when the dispensing (fluid outlet) valve is open and 20 to 120 psi *(1,4 to 8,3 bar)* air is supplied to the pump.

1:1 value series pumps

Model	Description	Size	Tube size		Inlet pressure				Output per stroke		Free delivery	
					Max.		Min.					
–	–	in.	in.	cm	psi	bar	psi	bar	in.^{3}	cm^3	gal./min.	liter/min.
4475*	Bare pump	1/2 NPTF	34	86	120	8,3	20	1,4	2.9	48	Up to 4	Up to 15
4480*	Spigot pump	Spigot extension with on/off valve	34	86	120	8,3	20	1,4	2.9	48	Upt to 4	Up to 15

***** Bung bushing models 261102, 261103, 261104
Ratio is approximately 0.7:1 to 0.8:1 depending on inlet air pressure
Operation is pneumatic pressure delivery stroke with spring return stroke. Attachment is 2 in. bung, adjustable for 55 and 16 gal. *(208,2 and 60,57 liter)* drums, bench and portable tank.

Model 602003

Recommended accessories

Model	Description
815	1/4 in. NPT (f) air coupler
11659	1/4 in. NPT (m) air nipple
602003	1/4 in. miniature air regulator
247843*	Air line pressure gauge
10462	1/4 in. pipe nipple for regulator attachment

Note: Air line controls are a must for safe and effective pump operation
*⚠**WARNING** California Proposition 65: Cancer and reproductive harm. www.P65Warnings.ca.gov

Heavy-duty, air-operated grease pumps

Model 9989* 50:1 25, 50 lb. *(11, 22 kg)* portable pump with pail cover

Package includes:

- Bare pump model V350035000
  - Drum cover model 275370
  - Flexible follower model 84775
  - Air coupler/nipple model 5874/5875
  - 7 ft. *(2,13 m)* grease hose model 75084
  - Straight swivel model 82399
  - Universal swivel model 81387
  - Control valve model 740

Model 9917 50:1 120 lb. *(54 kg)* portable with caster base

Package includes:

- Bare pump model V350120000
  - Drum cover model 46007
  - Flexible follower model 84780
  - Air coupler/nipple model 5874/5875
  - 7 ft. *(2,13 m)* grease hose model 75084
  - Straight swivel model 82399
  - Universal swivel model 81387
  - Control valve model 740
  - Caster base 80895

Model 9917-57 50:1 120 lb. *(54 kg)* portable without caster base model 80895

Air-operated grease pumps for 120 lb. *(54 kg)* drums

The following models contain Lincoln's high–pressure series 20 grease pumps.

Model 917 120 lb. *(54 kg)* drum

Will dispense 45 oz. *(1,3 kg)* or 80 cu. in. *(1 311 cm³)* of NLGI 0 – 2 grease per minute at 150 psi *(10 bar)*. Assures positive prime at lowest temperature. Drum cover model 46007 finished in Lincoln red; roll-a-round base model 80895 base in black; air motor cover in white. Height 43 1/8 in. *(1 095 mm)*. Base 17 in. *(432 mm)* square. Drum not included.

Model 917–57 120 lb. *(54 kg)* drum

Same as model 917 without roll-a-round base.

Model 6917 air-operated portable grease pump package

Lincoln's new heavy-duty portable grease pump delivers the same volume and pressure as the more expensive pumps – but at an affordable price.

- Lincoln's time-tested, 2 1/2 in. *(63,5 mm)*, 50:1, air-operated, double-acting grease pump ensures dependable, high-output grease delivery.
- Lube the hard-to-reach fittings with the heavy-duty control valve and universal swivel.
- Standard follower wipes 120 lb. *(54 kg)* drum sides clean and keeps the pump primed.
- Four-wheel dolly maneuvers easily around the shop.

Model 346P 120 lb. *(54 kg)* drum

Same as model 917 except with model 674 hand truck which provides convenient transportation for unit. Hand truck has two semi-pneumatic disc wheels and screw-type clamp which locks unit to truck. Drum not included.

Model 9989

Model 9917

Model 917

Model 6917

Model 346P

Air-operated grease pumps for 120 lb. *(54 kg)* drums

Model	Bare pump	Drum cover	Base	Follower	Drum size	
–	–	–	–	–	lb.	kg
917-57	82050	46007	–	84780	120	54

Delivery kit for unit includes: model 75084 high-pressure hose, model 11659 nipple, model 740 control valve, model 815 air coupler, model 82399 straight swivel and model 81387 universal swivel.
Note: Free delivery 80 cu. in./min. *(1 311 cm³/min.)*

***⚠ WARNING**

California Proposition 65:
Cancer and reproductive harm
www.P65Warnings.ca.gov

Model 987

Air-operated double-acting pumps for 35 lb. *(16 kg)* pails

Model 987 25 to 50 lb. *(11 to 22 kg)* pail/ 60 lb. *(27 kg)* bulk

For 25 to 30 lb. *(11 to 13 kg)* refinery containers or 60 lb. *(27 kg)* bulk. Gasket and air vent in lid assembly makes unit completely dust-proof, leak-proof and spill-proof. Ideal for use in all types of weather; container rust-proofed and finished in Lincoln red. Height 31 3/4 in. *(806 mm)*; inside diameter of container 12 1/2 in. *(318 mm)*.

Model 989 25 to 50 lb. *(11 to 22 kg)* drum

Steel cover has three thumb screws to clamp securely to any original 25 to 50 lb. *(11 to 22 kg)* refinery container. Carrying handle provides easy portability. Follower plate assures positive prime at lowest temperatures. Cover rust-proofed and finished in Lincoln red. Bucket not included.

Model 989

Air-operated double-acting pumps for 35 lb. *(16 kg)* drums

Model	Bare pump	Drum cover	Base	Follower	Drum size	
–	–	–	–	–	lb.	kg
987	83513	90656	–	Not supplied [1]	25 to 50	11 to 23
989*	82716	91499	–	84775	25 to 50	11 to 23

[1] Optional follower plate model 384775 can be used with original 25 to 50 lb. *(11 to 23 kg)* refinery grease bucket inside model 987 canister.
Delivery kits for all units include: model 75084 high-pressure hose, model 11659 nipple, model 740 control valve, model 815 air coupler, model 82399 straight swivel and model 81387 universal swivel.
Note: Free delivery 80 cu. in./min. *(1 311 cm³/min.)*
*⚠**WARNING** California Proposition 65: Cancer and reproductive harm. www.P65Warnings.ca.gov

Model 84775

Follower plates

Model 84775

Deluxe universal follower for use with 25 to 50 lb. *(11 to 22 kg)* containers for 1, 1 1/4, 1 1/2 in. *(25, 32, 38 mm)* diameter pump tubes. All rubber unit ensures complete grease dispensing to the bottom of dented or plastic lined drums; wipes pail or drum clean. Metal cap holds insert firmly in place, ensuring seal and maintaining vacuum.

Model 84780

Same as model 84775 except for use with 120 lb. *(54 kg)* containers for 1, 1 1/4, 2 in. *(25, 32, 51 mm)* diameter pump tubes. Used with series 20 and 40 air-operated grease pumps.

Value series 40:1 single-acting, air-operated grease pumps

Features and benefits

- Professional quality lubrication at an affordable price
- High pressure
- Portable medium- to light-duty chassis lubrication
- Proven valved piston design
- Simple grease plunger/bushing
- Control valve and universal swivel
- Easy, one-hand operation
- Built for durability and reliability
- Maximum output:
  5 cu. in./2.5 oz. per min. *(82 cm³/71 ml)*

Model 4417 for 120 lb. *(54 kg)* drums (drum not included)

Includes 40:1 value series pump, drum cover, high-pressure control valve, universal swivel, coupler, 7 ft. *(2,1 m)* connecting hose, follower plate and band dolly.

Model 4459 for 25 to 50 lb. *(11 to 22 kg)* pail (pail not included)

Includes 40:1 value series pump, pail cover, handle, high-pressure control valve, universal swivel, coupler, 7 ft. *(2,1 m)* connecting hose, follower plate and band dolly.

Model 4489 for 25 to 50 lb. *(11 to 22 kg)* pail (pail not included)

Same as model 4459 except without band dolly.

Model 4417

Shown with drum (drum not included)

Model 4459

Shown with pail (pail not included)

Value series 40:1 single-acting, air-operated grease pumps technical data

Model	4417	4459	4489
Container size	120 lb. (54 kg)	25 to 50 lb. *(11 to 22 kg)*	25 to 50 lb. *(11 to 22 kg)*
Four wheel caster dolly	Yes	Yes	No
Ratio	40:1	40:1	40:1
Air motor effective diameter	2 in. *(52 mm)*	2 in. *(52 mm)*	2 in. *(52 mm)*
Air inlet connection	1/4 NPT (f)	1/4 NPT (f)	1/4 NPT (f)
Lube outlet	SAE-6 O-ring port	SAE-6 O-ring port	SAE-6 O-ring port
Volume output/minute	5 in.³ *(82 cm³)*	5 in.³ *(82 cm³)*	5 in.³ *(82 cm³)*
Maximum air pressure	100 psi *(7 bar)*	100 psi *(7 bar)*	100 psi *(7 bar)*
Minimum air pressure	40 psi *(3 bar)*	40 psi *(3 bar)*	40 psi *(3 bar)*
Maximum grease output pressure	4 000 psi *(276 bar)*	4 000 psi *(276 bar)*	4 000 psi *(276 bar)*
Flexible follower	Included with all models	Included with all models	Included with all models

Delivery kit for all models includes high-pressure grease control valve and coupler, universal swivel, 7 ft. *(2,1 m)* connecting hose.

Model 600003

Model 600401

Model 84191

Model 84377

Model 674

Model 80895

Air gauges

Model 600401* gauge

Registers pressures up to 200 psi *(13,79 bar)*. Dial diameter 2 in. *(50,8 mm)*. 1/4 in. NPT center back connection. Calibrated both in psi and kg/cm^2.

Miniature units

Model 600003* miniature regulator

All brass construction with Buna N diaphragm. For 1/4 in. pipe size. Maximum supply pressure: 300 psi *(20,68 bar)*. Reduced pressure range: 0 to 125 psi *(0 to 8,62 bar)*. Operating temperature range: –40 to +180 °F *(–40 to +82 °C)*. Diameter 1 3/8 in. *(35 mm)*, height 2 3/4 in. *(70 mm)*, weight 1/2 lb. *(0.23 kg)*

Drum dollies

Model 84191 25 to 50 lb. (5 gal.) [*11 to 22 kg (20 liter)*] band dolly

Band-type dolly for any original 25 to 50 lb. *(11 to 22 kg)* refinery containers; caster model 66060.

Model 84192 120 lb. (16 gal.) *[54 kg (60 liter)]* band dolly

Band-type dolly for use with 120 lb. *(54 kg)* refinery containers; caster model 66060.

Model 84377 drum dolly

Use with any 400 lb. (55 gal.) [*181 kg (208 liter)*] drum. ID 23 1/4 in. *(591 mm)*, height 5 1/4 in. *(133 mm)*, hard rubber wheels: 1 in. *(25,4 mm)* wide, 2 1/2 in. *(63,5 mm)* diameter.

Model 674 hand truck

All steel, rugged construction with 6 in. *(152,4 mm)* diameter wheels. Finished in Lincoln red. 41 high x 15 in. wide *(1 041 high x 381 mm wide)*. For use with 120 lb. *(54 kg)* or 16 gallon *(60 liter)* drum.

Model 80895 roll-a-round base

Use with 120 lb. *(54 kg)* refinery containers. Four ball-bearing swivel casters and screw clamps.

***⚠ WARNING**

California Proposition 65:
Cancer and reproductive harm
www.P65Warnings.ca.gov

Accessories

Model 66060 2 1/2 in. *(63.5 mm)* caster for roll-a-round base units

Standard equipment on Lincoln drum and band dollies.

Model 84941

Eye bolt kit for all series 20, 25 and 40 pumps, makes drum changing easy. Two part model 84941 kit screws directly onto pump for lifting with pump elevator.

Model 5841 drum plug wrench

Simplifies the opening and closing of caps and plugs on fluid drums, eliminating the need for cumbersome makeshift tools, such as screwdrivers and hammers. Suitable for agriculture, construction, industrial, fleet maintenance and vehicle service applications. Compatible with standard metal and plastic caps or plugs on 16- and 55-gallon *(60 and 208 l)* drums.

- Non-sparking, non-corrosive aluminum construction
- Practical, hard-wearing tool
- Comfortable, textured grip for ease of use
- Fits most steel and plastic caps, including 3/4-inch vent plugs

Follower plates

Recommended when pumping lubricants that will not seek their own level.

Model 84775

Deluxe universal follower for use with 25 to 50 lb. *(11 to 22 kg)* containers for 1, 1 1/4, and 1 1/2 in. diameter pump tubes. All rubber unit ensures complete grease dispensing to the bottom of dented or plastic lined drums; wipes pail or drum clean. Metal cap holds insert firmly in place, ensuring seal and maintaining vacuum.

Model 84780

For use with 120 lb. *(54 kg)* containers for 1, 1 1/4, 1 3/8, 1 1/2 and 2 1/8 in. diameter pump tubes. Used with series 20 and 40 air-operated grease pumps.

Model 4417 for 120 lb. *(54 kg)* drums (drum not included)

Includes 40:1 value series pump, drum cover, high-pressure control valve, universal swivel, coupler, 7 ft. *(2,1 m)* connecting hose, follower plate and band dolly.

Model 4459 for 25 to 50 lb. *(11 to 22 kg)* pail (pail not included)

Includes 40:1 value series pump, pail cover, handle, high-pressure control valve, universal swivel, coupler, 7 ft. *(2,1 m)* connecting hose, follower plate and band dolly.

Model 4489 for 25 to 50 lb. *(11 to 22 kg)* pail (pail not included)

Same as model 4459 except without band dolly.

Model 66060

Model 84941

Model 5841

Model 84775

Model 4417

Shown with drum (drum not included)

Model 4459

Shown with pail (pail not included)

Model 1292

Model 1272

Shown with optional hose

Model 1275

Shown with optional hose and coupler assembly

Manually operated high-pressure grease pumps

Manual bucket pumps

These quality-built Lincoln bucket pumps dispense high-pressure lubrication in any weather – even at 0 ºF *(–18 °C)*.

Model 1292 grease pump

Unit clamps on any 25 to 50 lb. *(11 to 22 kg)* refinery container in 60 seconds. Includes model 275184 flexible follower. Dimensions (h x w): 21 1/2 x 12 1/4 in. *(546 x 311 mm)*. Tube size 1 1/4 in. *(32 mm)*

Model 1272

Large 30 lb. *(13 kg)* lubricant capacity with easy pumping action, develops a 3 500 psi *(241 bar)* maximum pressure to lubricate the most closely fitted bearings. Automatic pressure release prevents nozzle drippage, waste and mess. Pump and lid assembly easily removed as a single unit for filling. Order 7 ft. *(2 m)* hose and coupler assembly (model 81768) separately. Dimensions (h x w x diameter): 28 x 14 x 9 in. *(711 x 356 x 229 mm)*.

Model 1275

All purpose pump dispenses both lubricants and greases. Especially useful for lubrication of trac-roller bearings. Handle slot pin switches for high pressure 5 000 psi *(345 bar)* or high-volume, low pressure 2 000 psi *(138 bar)* delivery. 40 lb. *(18 kg)* capacity steel container filled through pivot cover opening in lid. May also be used for fast, clean refilling of transmissions, differentials, gear cases and final drives. Order 5 ft. *(1,5 m)* hose (model 79060) and button-head grease coupler (model 80933) separately. Dimensions (h x w x l): 23 1/2 x 11 3/8 x 14 5/8 in. *(597 x 289 x 372 mm)*

WARNING!
For safe and proper use, always consult instructions accompanying product. See ***Safety Warning Information*** for appropriate warnings.

Manual grease pumps

Model	Container size		Maximum pressure		Coupler accessories	Hose type		Follower	Output per stroke	
–	lb.	kg	psi	bar	–	ft.	m	–	oz.	cm³
For use with original refinery containers – supplied with bucket cover assembly										
1292	25 to 50	11 to 23	2 500	172	5852	5 (model 79060)	1,5 (model 79060)	275184	.303 [1]	8,6
Self-contained models										
1275	40 bulk	18	5 000	345	None	None	–	Not supplied	.37 (high)[2] .95 (low)	10 27
1272	30 bulk	14	3 500	241	None	None	–	Not supplied	.28	8,3

[1] Using no. 1 multi-purpose grease at 80 °F *(27 °C)*
[2] Using no. 1 cup grease at 70 °F *(21 °C)*

Filler pumps – portable and stationary

- Fast (less than a minute), positive gun refilling with simple pumping action
- Filler socket assembly eliminates mess, waste and air pockets

Model 1296 clamp–on carry

Clamps to any original 25 to 50 lb. *(11 to 22 kg)* refinery container. Handles medium and light lubricants in any weather. Includes pump, filler socket, model 275183 flexible follower plate and ribbed steel drum cover. Rust resistant. Tube size 1 1/2 in. *(38 mm)*.

Model 1296

Model 500L stationary 120 lb. *(54 kg)* drum

For use with original refinery drums with maximum head diameter of 14 9/16 in. *(370 mm)* and overall height of 26 5/8 in. *(676 mm)*. Handles all high-pressure lubricants. Includes pump, filler socket and drum cover with one set of adjusting screws to accommodate variations in drum diameter. Red enamel finish; pump head and handle in black. Delivers 1 oz. *(28 ml)* per stroke.

Model 500L

Filler pumps

Model	Container size		Follower	Filler socket [1]	Dimensions	
–	lb.	kg	–	–	in.	mm
1296*	25 to 50	11 to 23	275183	274712	20 x 12 1/4 (H x W)	508 x 311 (H x W)
500L	120	54	None [2]	80133	26 5/8 x 14 9/16 (H x diameter)	676 x 370 (H x diameter)

[1] Requires model 91108 filler nipple
[2] For pumping extra heavy lubricants, order follower plate model 84780 for model 500L pump
* ⚠**WARNING** California Proposition 65: Cancer and reproductive harm. www.P65Warnings.ca.gov

Model 80133 filler socket assembly

Accepts model 91108 grease gun filler nipple. Attaches to filler pumps for fast, convenient, economical loading. 3/8 in. NPT (f).

Model 91108 filler nipple

Enables hand guns to be loaded using filler pump method. Includes ball check. 1/8 in. NPT (m).

Model 80133

Model 91108

Manually operated grease pump accessories

Model 81768

Model 81673

Model 81168

Delivery hose assemblies for bucket pumps

Delivery hose assemblies for bucket pumps

Model	Size		Swivel	Coupler accessories
–	ft.	m	–	–
For contacting hydraulic fittings				
81768	7	2,13	80924	5834
For contacting standard button-head fittings				
81673	7	2,13	80924	81458
For contacting large button-head fittings				
81168	7	2,13	80924	80933

2 250 psi *(155 bar)* maximum operating pressure

Model 46007

Drum covers

Model 46007

Drum cover for 120 lb. *(54 kg)* or 16 gallon *(60 liter)* open top refinery containers for all series 20, 25 and 40 pumps.

Air-operated gear lube and ATF pumps



Air-operated mobile gear lube dispensers

Fast, clean refilling using efficient Lincoln air-operated pumps.

- 3:1 (model 2435) and 5:1 (model 2535) pump ratios delivers gear oil with minimum consumption.
- Air expeller built into pump tube prevents air from registering through meter.
- Large replaceable swivel casters provide ease of maneuverability (mobile models).
- Baked on enamel finish retards rust and corrosion.
- Includes air coupler model 815 and model 780 shut-off valves. Drum not included.

Air-operated gear lube and ATF pumps

Model	Container		Pump ratio	Meter	Style	Hose size model 73060		Tube size		Nozzle	Output	
–	lb.	kg	–	–	–	ft.	m	in.	mm	–	gal./min.	liter/min.
2435	120	54	3:1	870 (pint)	Drum cover	5	1,5	25 3/4	654	780	6	23
2535	120	54	5:1	870 (pint)	Drum cover	5	1,5	25 3/4	654	780	6	23
2435LN	120	54	3:1	2873 (liter)	Drum cover	5	1,5	25 3/4	654	780	6	23

All models include model 80895 roll-a-round base

Model 535

Model 80895

Model 1253

Model 1254

Model 1293

Model 82757

Model G400

Model 674

Manual gear lube dispensers

These quality manually operated pumps provide fast, clean refilling of differentials, gear cases and final drives.

- Cast iron pump outlet body and handle (except model 1293) provide durability and longevity.
- Metered models have air expeller built into pump tube (prevents air from registering on meter).
- Large replaceable swivel casters provide ease of maneuverability (mobile models).
- Baked enamel finish. Self-contained units and sealed models prevent contamination or spillage of product being dispensed.
- Smooth, easy pumping action (no crank or gears) dispenses all types of gear lubricants, even in the coldest weather.

Model G400 lever-action bucket pump

Fits 5 gallon *(19 liter)* buckets. Includes pump, 18 in. *(457 mm)* drum cover and 4 ft. *(1,2 m)* delivery hose. Perfect for transferring petroleum-based fluids. Model 82757 hose and nozzle upgrade kit for model 1293. Includes model 80999 nozzle assembly and 5 ft. *(1,5 m)* model 74560 hose.

Accessories

Model 82757 hose/nozzle kit

Hose and nozzle upgrade kit for model 1293. Includes model 80999 nozzle assembly and 5 ft. *(1,5 m)* model 74560 hose.

Model 674 hand truck

All steel, rugged construction with 6 in. *(152 mm)* diameter wheels. Finished in Lincoln red. 41 high x 15 in. wide *(1 041 high x 381 mm wide)*. For use with 120 lb. *(54 kg)* or 16 gallon *(60 liter)* drum.

Model 80895 roll-a-round base

Use with 120 lb. *(54 kg)* refinery containers. Four ball bearing swivel casters and screw clamps. Included with models listed above.

Manual gear lube dispensers

Model	Container		Meter	Style	Base	Hose size (model 74560)		Nozzle	Output	
–	lb.	kg	–	in.	–	ft.	m	–	–	–
535	120	54	(pints)	15 ID drum cover	80895 roll-a-round	5	1,5	80599	2)	2)
535LN	120	54	2873 (liters)	15 ID drum cover	80895 roll-a-round	5	1,5	80599	2)	2)
535-58	120	54	(pints)	15 ID drum cover	–	5	1,5	80599	2)	2)
549	120	54	–	15 ID drum cover	80895 roll-a-round	5	1,5	80599	2)	2)
549-58	120	54	–	15 ID drum cover	–	5	1,5	80599	2)	2)
1253	30 (bulk)	14	(pints)	self contained	1)	5	1,5	80599	2)	2)
1253LN	30 (bulk)	14	2873 (liters)	self contained	1)	5	1,5	80599	2)	2)
1254	30 (bulk)	14	–	self contained	1)	5	1,5	80599	2)	2)
1293*	5 gal.	19 liter	–	12 ID clamp-on cover	–	5	1,5	–	3)	3)
G400*	5 gal.	19 liter	–	12 ID clamp-on cover	–	5	1,5	–		

1) Interior 9 in. *(229 mm)* diameter, 13 3/4 in. *(349 mm)* width
2) 1 pint *(0,5 liter)* per 7 strokes using SAE 90 gear lubricator at 70 °F *(21 °C)*
3) 1 oz. *(28 ml)* per stroke using SAE 90 at 70 °F *(21 °C)*
*⚠**WARNING** California Proposition 65: Cancer and reproductive harm. www.P65Warnings.ca.gov

For use with non-corrosive fluids, automotive, agricultural and industrial fluids such as motor oil, transmission fluid, gear oil, engine coolant, silicone oils, and more (not suitable for gasoline).

Model 1326 diaphragm action

Neoprene seals resist wear from abrasive fluids. Double-acting diaphragm delivers 1 gallon/8 strokes *(3,8 liter/8 strokes)*. 8 ft. *(2,4 m)* hose with discharge nozzle.

Model 1335

This close tolerance pump utilizes brass rings for extreme durability and expanded fluid compatibility. Telescoping pick-up tube with standard 2 in. bung. Bung opening tool built into pump head to open sealed refinery container. 6 ft. *(1,8 m)* hose with discharge nozzle forward facing, two position handle.

Model 1340 lever-action barrel pump

Extended pump body improves top-of-barrel clearance while providing excellent flow per stroke [14.0 fl oz. *(414 ml)* minimum per stroke].

- Removable non-drip spout allows for threaded hose connection
- Telescoping pick-up tube
- Two-tier threaded bung fits standard 2 and 1.5 in. *(50,8 and 38,1 mm)* drums

Model G401 lever-action barrel pump

Fits 16 to 55 gallon *(60,6 to 208 liter)* drums. Delivers 10 oz. *(283 ml)* per stroke. Includes standard bung bushing. Designed for transfer of petroleum-based, non-corrosive liquids. Curved metal spout features threads to fit all garden hoses.

Model 1326

Model 1335

Model 1340

Model G401

Manually operated transfer pumps

Model	Drum size		Bung bushing NPT (m)	Output per stroke		Fluid compatibility
–	gal.	liter	in.	oz.	liter	–
1326	16 to 55	60 to 208	2	16	0,47	Motor oil, transmission fluid, fuel oils, engine coolant, diesel, kerosene, hydraulic oil
1335*	16 to 55	60 to 208	2	8.5	0,25	Motor oil, transmission fluid, gear oil, fuel oils, engine coolant, diesel, kerosene, hydraulic oil
1340*	16 to 55	60 to 208	2 and 1.5	14	0,41	Motor oil, transmission fluid, gear oil, fuel oils, engine coolant, diesel, kerosene, hydraulic oil
G401*	16 to 55	60 to 208	2	10	0,28	Motor oil, transmission fluid, gear oil, fuel oils, engine coolant, diesel, kerosene, hydraulic oil

*⚠**WARNING** California Proposition 65: Cancer and reproductive harm. www.P65Warnings.ca.gov

Rotary drum pumps

Model 1385

Model 1385-H

Model 1387

Model G402

Model 1385

- Fluid types – oils, diesel, kerosene, coolant, non-corrosive materials, petroleum-based fluids, hydraulic oils, ATF
- Internal check prevents drain-back and assures immediate restart
- Seal-tight telescoping pick-up tube with strainer

Model 1385-H (with hose)

Same as model 1385 except includes heavy-duty 3/4 in. x 8 ft. *(2,44 m)* anti-static hose with non-sparking aluminum nozzle.

Model 1387 (fuel)

- Fluid types – gasoline, diesel, kerosene, coolant, non-corrosive materials, medium-viscosity petroleum-based fluids, hydraulic oils, ATF
- Heavy-duty 3/4 in. x 8 ft. *(2,44 m)* anti-static hose with non-sparking aluminum nozzle
- Flame arrestor and anti-siphoning vacuum break
- Seal-tight telescoping pick-up tube with strainer
- FM approved

Model G402 rotary barrel pump

Cast iron pump head for transferring petroleum-based, non-corrosive fluids. Comes with standard bung bushing. Delivers approximately one gallon *(3,8 liter)* per 18 revolutions of handle.

Rotary drum pumps

Model	Output revolutions/gal	Fluid compatibility
1385	11	Motor oil, transmission fluid, fuel oils, engine coolant, diesel, kerosene, hydraulic oil
1385-H	11	Motor oil, transmission fluid, fuel oils, engine coolant, diesel, kerosene, hydraulic oil
1387	11	Motor oil, transmission fluid, fuel oils, engine coolant, diesel, kerosene, gasoline, hydraulic oil, ethanol
G402	18	Motor oil, transmission fluid, fuel oils, engine coolant, diesel, kerosene, hydraulic oil

Lube dispensing stations

Model 84951 oil bar

Modular three spigot capable red steel oil bar for use with dispensing motor oil, ATD and other fluids. Unit includes a removable tray for disposal of spillage and knock-outs for mounting inline digital meters.

Model 84951-BK oil bar

Same unit as model 84951 but black.

Model 277564 locking spigot

Spring-loaded oil spigot for use with oil pumps to dispense fluids into fill cans. The unit has a latching-style lever to lock the spigot open while dispensing. Recommended when used in conjunction with a Lincoln fluid inventory management system. 3/4 in. NPT (m) and 1/2 in. NPT (f).

Model 277565 non-locking spigot

Spring-loaded oil spigot for use with oil pumps to dispense fluids into fill cans. 3/4 in. NPT (m) and 1/2 in. NPT (f).

Model 277566 15 gallon/minute *(56 liter/minute)* flow control valve

Flow control valve that provides precision flow control in one direction and automatically allows unrestricted free flow in opposite direction. Two-step needle allows fine adjustment at low flow with first three turns of adjusting knob. Next three turns give full-open needle position and conventional throttling control. 1/2 in.-14 NPT (f); flow range: 15 gal./min. *(56 liter/min.)*; maximum pressure: 2 000 psi *(138 bar)*.

Model 814 universal digital inline meter

Measures in quarts, gallons or liters. Resettable and non-resettable accumulative totals. 1 000 psi *(69 bar)* maximum, 1/2 in. inlet/outlet, 8 gal./min. *(30 liter/min.)* maximum.

Model 278549 special fluid non-locking spigot

Non-locking spigot for use with water-based fluid such as washer fluid and coolant.

Model 278629 meter installation kit

Kit includes one 1/2 in. NPT street elbow, one 1/2 in. NPT adapter union, and one 1/2 x 1 in. NPT pipe to connect a meter into the spigot above the oil bar.

Model 84951

Shown with two model 277564 spigots

Model 277564

Model 277566

Model 814

Hose reels and accessories

Power cord and light hose reels 109

Value series air hose reels 110

Alemite compact hose reels 111

Alemite heavy duty hose reels 112

Alemite narrow double post hose reels 114

Heavy-duty series hose reels 116

High-flow series reels 120

Hose and hose reel accessories 122

Decorative hose reels 124

Power cord and light reels

Value series air and water reels

Alemite compact reels

Alemite heavy-duty reels

Heavy-duty reels

High-flow reels

Power cord and light hose reels

Introducing Lincoln's new line of power cord and light reels. Designed for light-, medium- and heavy-duty applications in home, shop and factory environments.

Power cord reels

- Clear triple tap illuminates when receiving power
- Overload protection
- Adjustable cord stop with anti-kink cord spring
- 4 ft. *(1,2 m)* connection lead
- 125 V AC input voltage
- cUL listed

Model 91029 medium duty

- 50 ft. *(15,2 m)* 14/3 SJTOW cord - cold weather compatible, grease, oil and water resistant
- Heavy-duty flame resistant ABS housing
- Wall, ceiling or bench mounted with three fixed-angle positions
- 12 amp rating

Heavy duty reels

- Spring retractable with latch
- Compact for critical space requirements
- Durable abrasion and corrosion resistant baked-on powder coat finish
- Wall, ceiling or bench mount
- Engineered for industrial use
- All models supplied with cord are complete with approximately 4 ft. *(1,2 m)* pigtail and three-prong plug
- Adjustable cord stop
- cUL listed

Model 91030

- Single receptacle
- 50 ft. *(15,2 m)* 16/3 SJTOW cord – cold weather compatible, grease, oil and water resistant
- 13 amp rating

Model 91031

- Single receptacle
- 45 ft. *(13,7 m)* 12/3 SJEOW cord
- 20 amp rating

Model 91032

- Duplex outlet box with GFCI (F)
- 45 ft. *(13,7 m)* 12/3 SJEOW cord
- 20 amp rating

Model 91033

- Fluorescent light
- 50 ft. *(15,2 m)* 16/2 SJTOW cord – cold weather compatible, grease, oil and water resistant

Model 91034

- Fluorescent light and outlet
- 50 ft. *(15,2 m)* 16/3 SJTOW cord – cold weather compatible, grease and oil resistant
- 10 amp rating

Model 91035

- Two 4 watt, high-output LEDs provide bright, even light over the work surface
- 1 watt lensed output LED flashlight at the end provides bright light in tight spaces
- Polycarbonate impact- and shatter-resistant light tube
- Quiet speed-latching mechanism maintains desired working length of cord
- Inline molded tool tap capable of drawing up to 13 A (maximum)
- Protected two-way on/off switch located on handle
- Suited for indoor applications only

Model 91029

Model 91030

Model 91032

Model 91033

Model 91034

Model 91035

Model 83753

Value series air and water hose reels

Air and water reel – value series

Lincoln's value series air and water hose reels are constructed of durable, heavy-gauge steel and quality hoses. Designed for stationary indoor and outdoor use, they can be attached to most surfaces that can be drilled. Features include five-position adjustable outlet roller arm, spring-powered automatic recoil, angled hose guide for smooth, parallel hose pull-out and retraction and an eight-position ratchet gearing that locks the reel at the desired hose length.

Model 83753

3/8 in. x 50 ft. *(15 m)* assembled air and water hose reel includes bare hose reel, 50 ft. *(15 m)* delivery hose and ball stop.

Model 83754

1/2 in. x 50 ft. *(15 m)* assembled air and water hose reel includes bare hose reel, 50 ft. *(15 m)* delivery hose and ball stop.

Value series air and water reel models

Model	Assembly	Inlet size NPT	Maximum pressure		Maximum air flow	
		in.	psi	bar	cfm	m³/min.
83753*	50 ft. *(15,2 m)* of 3/8 in. air/water hose	1/4	300	21	25	0,7
83754*	50 ft. *(15,2 m)* of 1/2 in. air/water hose	1/2	300	21	35	1

*⚠**WARNING** California Proposition 65: Cancer and reproductive harm. www.P65Warnings.ca.gov

Replacement hose models

Model	Assembly	Inlet size NPT	Maximum pressure		Maximum air flow	
		in.	psi	bar	cfm	m³/min.
278752*	50 ft. *(15,2 m)* of 1/2 in. air/water hose	1/2	300	21	35	1
278749*	50 ft. *(15,2 m)* of 3/8 in. air/water hose	1/4	300	21	25	0,7

*⚠**WARNING** California Proposition 65: Cancer and reproductive harm. www.P65Warnings.ca.gov

Replacement swivels models

Model	Swivel
83753*	279135*
83754*	279136*

*⚠**WARNING** California Proposition 65: Cancer and reproductive harm. www.P65Warnings.ca.gov

Alemite compact hose reels

Model 8016-C

Alemite compact reels provide optimum performance and safety in rough working environments. Featuring the same mounting pattern as Alemite's heavy duty and severe duty reels, these models are engineered for use in locations where space is limited. Alemite compact reels utilize shorter arms and a smaller diameter to provide reel performance in tight spaces.

- Saves space; fits in cabinets with 16.5 in. *(419 mm)* depth
- Superior performance of swivel and reel ball bearings reduce torque load on power spring for smooth retraction every time
- Anti-lockout design of ratchet prevents lockup when hose is fully extended, eliminating the need to manually release the pawl at the reel
- Sealed bearings prevent contamination and minimize maintenance, a critical performance factor in dirty environments
- Factory lubricated one piece power spring cassette makes installation and maintenance safe and easy
- Durable, heavy metal arbor design withstands extreme stress and eliminates breakage associated with non-metal and light weight metal arbors
- Adjustable 5 position guide arm allows hose to release at an optimum position. Narrow design allows for efficient use of available space
- Includes hose reel, hose, hose stop, union and 24 in. *(61 cm)* connecting hose

Compact reel for oil

Model	**Color**	**Maximum pressure**		**Description** Diameter	Length		**Included with reel assembly** Bare reel model	Connecting hose	Delivery hose	Ball stop	**Weight**	
		psi	bar	in.	ft.	*m*					lb.	kg
8016-C	Maroon	1,500	103	1/2	30	9	7316-C	317813-2	317813-30	337437	53	24

Compact reel for air/water

Model	**Color**	**Maximum pressure**		**Description** Diameter	Length		**Included with reel assembly** Bare reel model	Connecting hose	Delivery hose	Ball stop	Weight	
		psi	bar	in.	ft.	m					lb.	kg
8016-F*	Maroon	300	21	3/8	50	15,2	7316-F	317811-2	317803-50	337437	53	24kg

*⚠**WARNING** California Proposition 65: Cancer and reproductive harm. www.P65Warnings.ca.gov

Bare reels

Model	**Color**	**Usage**	**Maximum pressure**		**Description** Reel inlet	Reel outlet	**Weight**	
			psi	bar	in.	in.	lb.	kg
7316-C	Maroon	Oil	1,500	103	1/2 NPTF(f)	3/8 NPSM(f) swivel	43	19,5
7316-F*	Maroon	Air/water	300	21	1/2 NPTF(f)	1/4 NPSM(f) swivel	43	19,5

*⚠**WARNING** California Proposition 65: Cancer and reproductive harm. www.P65Warnings.ca.gov

Model 8078 series

Model 8078 series

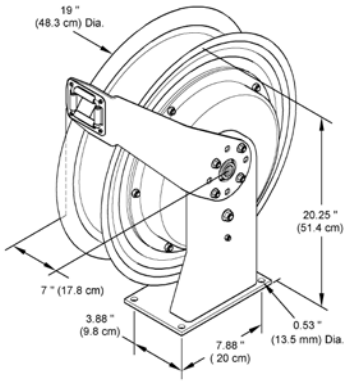

Alemite heavy duty hose reels

Alemite heavy duty reels set the industry standard for reliable, rugged performance in tough work environments. Engineered for optimum performance and safety, these reels are suitable for a wide range of demanding applications.

- Superior performance of swivel and reel ball bearings reduce torque load on power spring for smooth retraction every time
- Anti-lockout design of ratchet prevents lockup when hose is fully extended, eliminating the need to manually release the pawl at the reel
- Sealed bearings prevent contamination and minimize maintenance, a critical performance factor in dirty environments
- Factory lubricated one piece power spring cassette makes installation and maintenance safe and easy
- Durable, heavy metal arbor design withstands extreme stress and eliminates breakage associated with non-metal and light weight metal arbors
- Adjustable 5 position guide arm allows hose to release at an optimum position. Narrow design allows for efficient use of available space
- Compatible with oil, grease, air and water
- Includes hose reel, hose, hose stop, union and 24" *(61 cm)* connecting hose

Heavy duty reels for oil

Model	Color	Maximum pressure		Delivery hose Specification	Model	Outlet	Connecting hose * Inlet	Model	Weight	
		psi	bar						lb.	kg
8078-C	Maroon	1,500	**103**	1/2 in. ID x 30 ft. (9 m)	317813-30	1/2 in. NPTF(m)	1/2 in. NPTF(m)	317813-2	58	26
8078-D	Maroon	1,500	**103**	1/2 in. ID x 50 ft. (15 m)	317813-50	1/2 in. NPTF(m)	1/2 in. NPTF(m)	317813-2	58	26
8078-DBL	Blue	1,500	**103**	1/2 in. ID x 50 ft. (15 m)	317813-50	1/2 in. NPTF(m)	1/2 in. NPTF(m)	317813-2	58	26
8078-DBK	Black	1,500	**103**	1/2 in. ID x 50 ft. (15 m)	317813-50	1/2 in. NPTF(m)	1/2 in. NPTF(m)	317813-2	58	26
8078-DW	White	1,500	**103**	1/2 in. ID x 50 ft. (15 m)	317813-50	1/2 in. NPTF(m)	1/2 in. NPTF(m)	317813-2	58	26

***** Connecting hose length is 24 in. *(61 cm)*

Heavy duty reels for grease

Model	Color	Maximum pressure		Delivery hose Specification	Model	Outlet	Connecting hose * Inlet	Model	Weight	
		psi	bar						lb.	kg
8078-A	Maroon	6,400	**440**	1/4 in. ID x 30 ft. (9 m)	317874-30	1/4 in. NPTF(f)	3/8 in. NPTF(m)	317876-2	56	25
8078-B	Maroon	6,000	**413**	1/4 in. ID x 50 ft. (15 m)	317874-50	1/4 in. NPTF(f)	3/8 in. NPTF(m)	317876-2	59	27
8078-T	Maroon	6,400	**440**	3/8 in. ID x 50 ft. (15 m)	317870-50	1/4 in. NPTF(f)	3/8 in. NPTF(m)	317882-2	63	29
8078-BBL	Blue	6,000	**413**	1/4 in. ID x 50 ft. (15 m)	317874-50	1/4 in. NPTF(f)	3/8 in. NPTF(m)	317876-2	59	27
8078-BBK	Black	6,000	**413**	1/2 in. ID x 50 ft. (15 m)	317874-50	1/4 in. NPTF(f)	3/8 in. NPTF(m)	317876-2	59	27
8078-BW	White	6,000	**413**	1/4 in. ID x 50 ft. (15 m)	317874-50	1/4 in. NPTF(f)	3/8 in. NPTF(m)	317876-2	59	27

***** Connecting hose length is 24 in. *(61 cm)*

Colors not available in every size or length.

Heavy duty reels for air/water

Model	Color	Maximum pressure		Delivery hose Specification	Model	Outlet	Connecting hose * Inlet	Model	Weight	
		psi	bar						lb.	kg
8078-E	Maroon	300	**20**	3/8 in. ID x 30 ft. (9 m)	**317803-30**	1/4 in. NPTF(m)	1/2 in. NPTF(m)	**317811-2**	51	23
8078-F	Maroon	300	**20**	3/8 in. ID x 50 ft. (15 m)	**317803-50**	1/4 in. NPTF(m)	1/2 in. NPTF(m)	**317811-2**	53	24
8078-M	Maroon	300	**20**	1/2 in. D x 50 ft. (15 m)	**317811-50**	1/2 in. NPTF(m)	1/2 in. NPTF(m)	**317811-2**	61	28
8078-FBL	Blue	300	**20**	3/8 in. ID x 50 ft. (15 m)	**317803-50**	1/4 in. NPTF(m)	1/2 in. NPTF(m)	**317811-2**	53	24
8078-FBK	Black	300	**20**	3/8 in. ID x 50 ft. (15 m)	**317803-50**	1/4 in. NPTF(m)	1/2 in. NPTF(m)	**317811-2**	53	24
8078-FW	White	300	**20**	3/8 in. ID x 50 ft. (15 m)	**317803-50**	1/4 in. NPTF(m)	1/2 in. NPTF(m)	**317811-2**	53	24

***** Connecting hose length is 24 in. *(61 cm)*

Bare reels

Model	Color	Usage	Maximum pressure		Description Reel inlet	Reel outlet	Weight	
			psi	bar	in.	in.	lb.	kg
7135-A	Blue	Oil	1,500	**103**	1/2 NPTF(f)	1/2 NPTF(f) swivel	50	23
7135-B	Black	Oil	1,500	**103**	1/2 NPTF(f)	1/2 NPTF(f) swivel	50	23
7135-C	White	Oil	1,500	**103**	1/2 NPTF(f)	1/2 NPTF(f) swivel	50	23
7335-B	Maroon	Oil	1,500	**103**	1/2 NPTF(f)	1/2 NPTF(f) swivel	50	23
7134-A	Blue	Grease	6,000	**413**	1/2 NPTF(f)	3/8 NPTF(f) swivel	50	23
7134-B	Black	Grease	6,000	**413**	1/2 NPTF(f)	3/8 NPTF(f) swivel	50	23
7134-C	White	Grease	6,000	**413**	1/2 NPTF(f)	3/8 NPTF(f) swivel	50	23
7334-B	Maroon	Grease	6,000	**413**	1/2 NPTF(f)	3/8 NPTF(f) swivel	50	23
7136-A	Blue	Ai/Water	300	**20**	1/2 NPTF(f)	3/8 NPTF(f)	50	23
7136-B	Black	Air/Water	300	**20**	1/2 NPTF(f)	3/8 NPTF(f)	50	23
7136-C	White	Air/Water	300	**20**	1/2 NPTF(f)	3/8 NPTF(f)	50	23
7336-B	Maroon	Air/Water	300	**20**	1/2 NPTF(f)	3/8 NPTF(f)	50	23

Model 8081 series



Model 8081 series

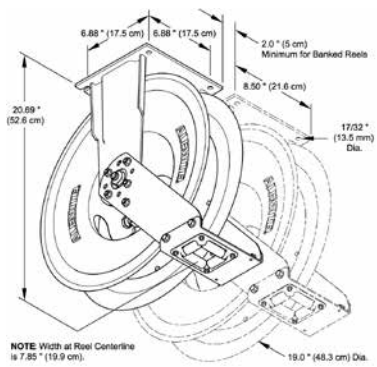

Alemite narrow double post hose reels

Alemite narrow double post reels provide the rugged, reliable performance of an Alemite reel, with a narrower design to fully optimize space efficiency. The dual arm design provides increased strength and stability in demanding off road applications.

- Narrow design – 8.5" (22 cm) wide – for better space utilization
- Superior performance of swivel and reel ball bearings reduce torque load on power spring for smooth retraction every time
- Anti-lockout design of ratchet prevents lockup when hose is fully extended, eliminating the need to manually release the pawl at the reel
- Sealed bearings prevent contamination and minimize maintenance, a critical performance factor in dirty environments
- Factory lubricated one piece power spring cassette makes installation and maintenance safe and easy
- Durable, heavy metal arbor design withstands extreme stress and eliminates breakage associated with non-metal and light weight metal arbors
- Adjustable 5 position guide arm allows hose to release at an optimum position. Narrow design allows for efficient use of available space
- Compatible with oil, grease, air, water, fuel and hydraulic fluid
- Includes hose reel, hose, hose stop and swivel inlet union

Narrow double post reels for oil

Model	**Maximum pressure**		**Delivery hose** Specification	Model	Outlet	**Reel** Inlet	**Weight**	
	psi	bar					lb.	kg
8081-C	1,800	**124**	1/2 in. ID x 40 ft. *(12 m)*	317813-40	1/2 in. NPTF(m)	1/2 in. NPSM(m)	71	32
8081-D	1,800	**124**	1/2 in. ID x 50 ft. *(15 m)*	317813-50	1/2 in. NPTF(m)	1/2 in. NPSM(m)	74	34

Narrow double post reels for grease

Model	**Maximum pressure**		**Delivery hose** Specification	Model	Outlet	**Reel** Inlet	**Weight**	
	psi	bar					lb.	kg
8081-A	6,500	**448**	1/4 in. ID x 30 ft. *(9 m)*	317874-30	1/4 in. NPTF(f)	3/8 in. NPSM(m)	71	32
8081-B	6,500	**448**	1/4 in. ID x 50 ft. *(15 m)*	317874-50	1/4 in. NPTF(f)	3/8 in. NPSM(m)	72	33
8081-J	4,000	**275**	3/8 in. ID x 50 ft. *(15 m)*	317870-50	1/4 in. NPTF(f)	3/8 in. NPSM(m)	72	33

Narrow double post reels for air/water

Model	Maximum pressure		Delivery hose Specification	Model	Outlet	Reel Inlet	Weight	
	psi	bar					lb.	kg
8081-E	300	**20**	3/8 in. ID x 40 ft. *(12 m)*	317803-40	1/4 in. NPTF(m)	1/2 in. NPSM(m)	62	28
8081-F	300	**20**	3/8 in. ID x 50 ft. *(15 m)*	317803-50	1/4 in. NPTF(m)	1/2 in. NPSM(m)	64	29
8081-G	300	**20**	1/2 in. ID x 50 ft. *(15 m)*	317811-50	1/2 in. NPTF(m)	1/2 in. NPSM(m)	69	31

Narrow double post reels for fuel

Model	Maximum pressure		Delivery hose Specification	Model	Outlet	Reel Inlet	Weight	
	psi	bar					lb.	kg
8081-K	300	**20**	3/4 in. ID x 30 ft. *(9 m)*	317868-30	3/4 in. NPTF(m)	3/4 in. NPSM(m)	75	34

Bare reels

Model	Color	Usage	Maximum pressure		Description Union inlet	Union model	Reel outlet	Weight	
			psi	bar	in.		in.	lb.	kg
7371	Maroon	Oil	1,800	**124**	1/2 NPSM(m)	**340528-3**	1/2 NPSM(f) swivel	57	26
7370	Maroon	Grease	6,500	**448**	1/2 NPSM(m)	**340528-2**	3/8 NPSM(f) swivel	58	27
7372	Maroon	Air/water	300	**20**	1/2 NPSM(m)	**340528-3**	1/4 NPSM(f) swivel	55	25
7373	Maroon	Fuel	300	**20**	3/4 NPSM(m)	**340528-4**	3/4 NPSM(f) swivel	61	28

Model 82206

Model 82206

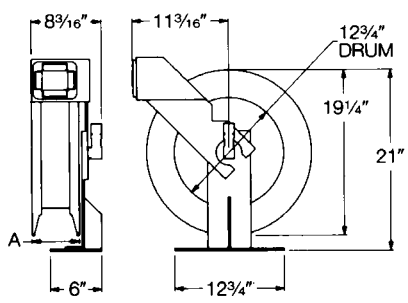

Heavy-duty series hose reels

The heavy-duty series reels are the finest Lincoln lube reels ever designed. Years of engineering, testing and experience preceded their introduction. The quality and reliability the professional expects from Lincoln is not only met but exceeded in form and function by the heavy-duty series. Value, long-life and top performance were the criteria demanded before these incredible reels were released.

You should expect the best from Lincoln and the heavy-duty series reel delivers it.

Features

- All bare reels rated for high, medium and low pressure
- Reel assemblies available in standard 30, 40 and 50 ft. *(9, 12 and 15 m)* hose lengths
- Dual needle roller bearings
- Ball bearing inlet swivel design
- Quick disconnects on delivery and connecting hose
- Spring canister with seals
- Thirteen position roller outlet arm
- Delrin rollers
- Quarter-inch thick steel welded base and roller outlet arm
- Reel sheaves are rolled
- Components individually powder painted for long life and scratch resistance
- All reel assemblies factory assembled and pressure tested to insure a quality leak-free installation every time
- Basic reel assemblies can be ordered with one model number; include delivery hose, ball stop and connecting hose
- Complete reel assemblies with meter, control valve or air coupler are also available as one model number
- Backed by a five-year limited warranty. See your Lincoln representative for details

Bare reels for grease, oils, air and water

Model	Reel application	Hose capacity Type	Length ft.	Length m	Inlet size in.	Pressure Working psi	Pressure Working bar	Sheave Width in.	Sheave Width mm
82206	Heavy-duty long length	75	50	15	1/2 NPT (f)	8 000*	552	5 1/2	140
		76A	50	15	1/2 NPT (f)	8 000*	552	5 1/2	140
		76B	50	15	1/2 NPT (f)	8 000*	552	5 1/2	140
		73	50	15	1/2 NPT (f)	8 000*	552	5 1/2	140
		78	50	15	1/2 NPT (f)	8 000*	552	5 1/2	140
		Class A	50	15	1/2 NPT (f)	8 000*	552	5 1/2	140

* Actual working pressure of the reel should not exceed pressure rating of the installed hose.



Model 85050

Model 83464-50

High-pressure reels and assemblies – basic grease assemblies* less hose end control

Basic reel	Bare reel	Delivery hose	Hose size Diameter	Length		Connecting hose	Ball stop	Control valve
			in.	ft.	m			–
85003-30*	82206	75360	1/4	30	9	75024	85516	–
85004*	82206	75480	1/4	40	12	75024	85516	–
85004-50	82206	75600	1/4	50	15	75024	85516	–
85006-30B	82206	76360B	3/8	30	9	76024B	85517	–
85004-50B	82206	76600B	3/8	50	15	76024B	85517	–
85008-50A	82206	76600A	1/2	50	15	76024A	85517	–

*⚠**WARNING** California Proposition 65: Cancer and reproductive harm. www.P65Warnings.ca.gov

Medium pressure reels and assemblies – basic fluid lubricant, antifreeze and windshield washer fluid assemblies* less hose end control

Basic reel	Bare reel	Delivery hose	Hose size Diameter	Length		Connecting hose	Ball stop	Control valve
			in.	ft.	m			–
83463	82206	73240	1/2	20	6	73024	85517	–
83463-30	82206	73360	1/2	30	9	73024	85517	–
83464	82206	73480	1/2	40	12	73024	85517	–
83464-50	82206	73600	1/2	50	15	73024	85517	–
85009-50	82206	78600	5/8	50	15	78024	84347	–

* See pages 144-155 for meter, valve, or air coupler options for end of delivery hose.

Complete grease assemblies with universal swivel and control valve

Assembly	Bare reel	Delivery hose	Included with reel assemblies (quantity) Hose size Diameter	Length		Connecting hose	Ball stop	Control valve or meter	Swivel	Nipple
			in.	ft.	m					–
85050	82206	75360	1/4	30	9	75024	85516	740	81387	12957(2)
85051*	82206	75600	1/4	50	15	75024	85516	740	81387	12957(2)

*⚠**WARNING** California Proposition 65: Cancer and reproductive harm. www.P65Warnings.ca.gov

Model 82206

Low pressure reels and assemblies – basic air, water* less hose end control

Basic reel	Bare reel	Delivery hose	Hose size Diameter	Length		Connecting hose	Ball stop	Control valve or meter
			in.	ft.	m			
85232	82206	72360	1/4	30	9	72024	85515	–
85011	82206	72600	1/4	50	15	72024	85515	–
85002A	82206	72480A	3/8	40	12	72024A	85516	–
85001	82206	72600A	3/8	50	15	72024A	85516	–
85012	82206	72720A	3/8	60	18	72024A	85516	–
85005	82206	74480	1/2	40	12	74024	85517	–
85010-50	82206	74600	1/2	50	15	74024	85517	–

* See pages 57-65 for meter, valve, or air coupler options for end of delivery hose.

Complete medium pressure assemblies – gear lube

Basic reel	Bare reel	Delivery hose	Hose size Diameter	Length		Connecting hose	Ball stop	Control valve or meter
			in.	ft.	m			
85053	82206	73600	1/2	50	15	73024	85517	780
85055	82206	73600	1/2	50	15	73024	85517	878 (meter)

Complete medium pressure assemblies – oils

Basic reel	Bare reel	Delivery hose	Hose size Diameter	Length		Connecting hose	Ball stop	Control valve or meter
			in.	ft.	m			
85056	82206	73360	1/2	30	9	73024	85517	877 (meter)
85057	82206	73600	1/2	50	15	73024	85517	877 (meter)
85058	82206	73360	1/2	30	9	73024	85517	3866 (meter)
85059	82206	73600	1/2	50	15	73024	85517	3866 (meter)

Model 85065

Complete medium pressure assemblies – oils (electrical/digital)

Basic reel	Bare reel	Delivery hose	Hose size Diameter	Length		Connecting hose	Ball stop	Control valve or meter
			in.	ft.	m			
85060	82206	73360	1/2	30	9	73024	85517	967 (meter)
85061	82206	73600	1/2	50	15	73024	85517	967 (meter)

Complete low pressure assemblies – air service

Assembly	Bare reel	Delivery hose	Hose size Diameter	Length		Included with reel assemblies Connecting hose	Ball stop	Air coupler	Nipple	Air chuck	Bushing
			in.	ft.	m						
85062*	82206	72600	1/4	50	15	74024	85515	815	11659	66951	12080
85063*	82206	72600A	3/8	50	15	74024	85516	815	11659	66951	67069/10049

*⚠**WARNING** California Proposition 65: Cancer and reproductive harm. www.P65Warnings.ca.gov

Complete low pressure assemblies – water service

Assembly	Bare reel	Delivery hose	Included with reel assemblies Hose size Diameter	Length		Connecting hose	Ball stop	Bushing	Bibbcock
			in.	ft.	m				
85064*	82206	72600	1/4	50	15	74024	85515	12080	846
85065*	82206	72600A	3/8	50	15	74024	85516	67069/10049	846

*⚠**WARNING** California Proposition 65: Cancer and reproductive harm. www.P65Warnings.ca.gov

High-flow reels and ball stops

Model 84275

Model 84672

Model 84673

Extra-heavy-duty reels for applications that require high product flow and/or longer hose such as service trucks, lube trucks, transit facilities and large fleet shops.

Model 84275

Extra-heavy-duty dual reel sheave support base design and large hose capacity make this 1/2 in. inlet/outlet reel the ideal high-pressure reel for grease, petroleum oils, air and water.

Model 84672

Extra-heavy-duty high flow design makes this 3/4 in. inlet/outlet reel the perfect medium-pressure reel for petroleum oils, used fluid evacuation, air and water service.

Model 84673

Extra-heavy-duty dual reel sheave support base, high flow design and large hose capacity make this 3/4 in. inlet/outlet reel the ideal medium-pressure reel for petroleum oils, used fluid evacuation, air and water service.

High-flow series reels

Model	Designation	Hose capacity Type	Size		Inlet size NPT (f)	Pressure Working		Sheave Width		Installation size Width		Depth	
		in.	ft.	m	in.	psi	bar	in.	mm	in.	mm	in.	mm
84275	Extra-heavy-duty large capacity	78	75	22,9	1/2	5 000	340	10	254	13 1/8	333	12 3/4	324
		75/76A/76B	75	22,9	1/2	5 000	340	10	254	13 1/8	333	12 3/4	324
		73	75	22,9	1/2	5 000	340	10	254	13 1/8	333	12 3/4	324
84672	Extra-heavy-duty high-flow	3/4 ID x 1 1/4 OD	30	9,1	3/4	2 000	138	5 1/2	140	9 15/16	252	12 3/4	324
		73	50	15,2	3/4	2 000	138	5 1/2	140	9 15/16	252	12 3/4	324
		74	50	15,2	3/4	2 000	138	5 1/2	140	9 15/16	252	12 3/4	324
84673	Large capacity	3/4 ID x 1 1/4 OD	75	22,9	3/4	2 000	138	10	254	14 1/2	368	12 3/4	324
		78	75	22,9	3/4	2 000	138	10	254	14 1/2	368	12 3/4	324
84432	Heavy-duty volume	1 OD low pressure	50	15,2	1	300	21	8	203	15 3/4	400	24 1/4	616
89010	Super-duty high-flow	1 1/4 ID x 1 3/4 OD low pressure	50	15,2	1 1/4	500	35	–	–	22 1/8	562	26 1/4	667

Model 84432

Dual reel sheave support base design and high-flow swivel make this 1 in. inlet/outlet reel the ideal low-pressure/volume reel. This reel is suitable for gasoline, diesel fuel, fuel oil, air and water. Not suitable for ceiling or wall mounted applications.

Model 84433

1 in. x 50 ft. *(15,24 m)* volume fuel reel assembly comes complete with spring-powered reel model 84432, 1 in. x 50 ft. *(15,24 m)* delivery hose model 247926 (1 in. NPT thread), ball stop model 84257 and 1 in. x 2 ft. *(0,6 m)* connecting hose model 247925. Order control valve/nozzle separately.

Model 84432

Model 84433

High-flow reel assemblies

Basic reel	Bare reel	Delivery hose	Hose size	Ball stop	Control valve or meter
84433	84432	247926	1 in. x 50 ft. (15,2 m)	84257	Order separately

Recommended mounting and application

Bare reel	Mounting	Application
84275	Floor, wall, ceiling, lube truck	Grease, oils, air
84672	Floor, wall, ceiling, lube truck	Oils, used fluid evacuation, air, water
84673	Floor, wall, ceiling, lube truck	Oils, used fluid evacuation, air, water
84432	Floor, platform, lube truck	Fuel, volume oils, used fluid evac., air, water

Lincoln high-, medium- and low-pressure hoses – every size for every application

High-pressure hose – grease

Model	Size		Hose type	ID	OD	Thread size
	ft.	m		in.	in.	in.
75024 [1]	2	0,6	75/100R2A	1/4	11/16	1/2 – 27 (f)
75060 [1]	5	1,5	75/100R2A	1/4	11/16	1/2 – 27 (f)
75084 [1]	7	2,1	75/100R2A	1/4	11/16	1/2 – 27 (f)
75120 [1]	10	3,0	75/100R2A	1/4	11/16	1/2 – 27 (f)
75168 [1]	14	4,3	75/100R2A	1/4	11/16	1/2 – 27 (f)
75240 [1]	20	6,1	75/100R2A	1/4	11/16	1/2 – 27 (f)
75360 [1]	30	9,1	75/100R2A	1/4	11/16	1/2 – 27 (f)
75480 [1]	40	12,2	75/100R2A	1/4	11/16	1/2 – 27 (f)
75600 [1]	50	15,2	75/100R2A	1/4	11/16	1/2 – 27 (f)

Model	Size		Hose type	ID	OD	Thread size
	ft.	m		in.	in.	in.
76024B [2]	2	0,6	76B/100R2	3/8	27/32	1/2 NPT (f)
76120B [2]	10	3,0	76B/100R2	3/8	27/32	1/2 NPT (f)
76360B [2]	30	9,1	76B/100R2	3/8	27/32	1/2 NPT (f)
76600B [2]	50	15,2	76B/100R2	3/8	27/32	1/2 NPT (f)
76900B [2]	75	22,9	76B/100R2	3/8	27/32	1/2 NPT (f)
76024A [2]	2	0,6	76B/100R2	1/2	27/32	1/2 NPT (f)
76600A [2]	50	15,2	76B/100R2	1/2	27/32	1/2 NPT (f)

[1] Maximum working pressure 5 000 psi *(345 bar)*
[2] Maximum working pressure 4 000 psi *(276 bar)*

Medium-pressure hose – oil, gear lube and antifreeze

Model	Size		Hose type	ID	OD	Thread size
	ft.	m		in.	in.	in.
73024	2	0,6	73/100R3	1/2	13/16	1/2 NPT (m)
73036	3	0,9	73/100R3	1/2	13/16	1/2 NPT (m)
73060	5	1,5	73/100R3	1/2	13/16	1/2 NPT (m)
73120	10	3,0	73/100R3	1/2	13/16	1/2 NPT (m)
73240	20	6,1	73/100R3	1/2	13/16	1/2 NPT (m)
73360	30	9,1	73/100R3	1/2	13/16	1/2 NPT (m)

Model	Size		Hose type	ID	OD	Thread size
	ft.	m		in.	in.	in.
73480	40	12,2	73/100R3	1/2	13/16	1/2 NPT (m)
73600	50	15,2	73/100R3	1/2	13/16	1/2 NPT (m)
73720	60	18,3	73/100R3	1/2	13/16	1/2 NPT (m)
73900	75	22,9	73/100R3	1/2	13/16	1/2 NPT (m)
1230120	10	3,0	1230/100R2	3/4	1 1/4	3/4 NPT (m)

Maximum working pressure 1 500 psi *(103 bar)*. **Model 1230120** maximum working pressure 2 250 psi *(155 bar)*.

Low-pressure hose – air and water

Model	Size		ID	OD	Thread size
	ft.	m	in.	in.	in.
72024	2	0,6	1/4	5/8	1/4 NPT (m)
72036	3	0,9	1/4	5/8	1/4 NPT (m)
72060	5	1,5	1/4	5/8	1/4 NPT (m)
72120	10	3,0	1/4	5/8	1/4 NPT (m)
72240	20	6,1	1/4	5/8	1/4 NPT (m)
72360	30	9,1	1/4	5/8	1/4 NPT (m)
72600	50	15,2	1/4	5/8	1/4 NPT (m)
72024A	2	0,6	3/8	23/32	3/8 NPT (m)
72360A	30	9,1	3/8	23/32	3/8 NPT (m)
72480A	40	12,2	3/8	23/32	3/8 NPT (m)

Model	Size		ID	OD	Thread size
	ft.	m	in.	in.	in.
72600A	50	15,2	3/8	23/32	3/8 NPT (m)
72720A	75	22,9	3/8	23/32	3/8 NPT (m)
72900A	75	22,9	3/8	23/32	3/8 NPT (m)
74024	2	0,6	1/2	27/32	1/2 NPT (m)
74060	5	1,5	1/2	27/32	1/2 NPT (m)
74480	40	12,2	1/2	27/32	1/2 NPT (m)
74600	50	15,2	1/2	27/32	1/2 NPT (m)
74900	75	22,9	1/2	7/8	1/2 NPT (m)
278749*	50	15,2	3/8	23/32	1/4 NPT (m)
278752*	50	15,2	1/2	27/32	1/2 NPT (m)

Maximum working pressure 300 psi *(21 bar)*.
*⚠**WARNING** California Proposition 65: Cancer and reproductive harm. www.P65Warnings.ca.gov

Nipples, couplers and bushings for Lincoln 75 grease hose

Bushings

Model	Thread size
	in.
10200*	1/8 NPT (f) x 1/2 – 27 (m)
10204*	1/4 NPT (f) x 1/2 – 27 (m)
12287	1/2 – 27 (f) x 1/2 NPT (m)

Nipples

Model	Thread size
	in.
10198*	1/4 NPT (m) x 1/2 – 27 (m)
10199*	1/8 NPT (m) x 1/2 – 27 (m)
10202*	1/2 – 27 (m) x 1/2 – 27 (m)
12957	1/2 NPT (m) x 1/2 – 27 (m)
11197	1/2 NPT (m) x 1/2 NPT (m)

Reducing couplings

Model	Thread size
	in.
11852	1/8 NPT (f) x 1/2 – 27 (f)
10522*	1/4 NPT (f) x 1/2 – 27 (f)
67171	3/4 NPT (m) x 1/2 NPT (f)

Lincoln high-pressure replacement hose – cross reference

Model	Size
	in.
Alemite	1/2 – 27 (f) x 1/2 – 27 (f)
Aro	1/8 NPT (m) x 1/8 NPT (f)
Balcrank	1/8 NPT (m) x 1/8 NPT (f)
Graco	1/4 NPT (m) x 1/4 NPT (m)

*⚠**WARNING** California Proposition 65: Cancer and reproductive harm. www.P65Warnings.ca.gov

Reducing bushing

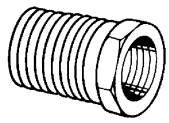

Nipples

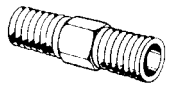

Reducing couplings

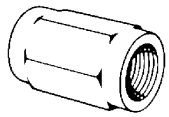

Ball stops

Lincoln ball stops are used to cushion and stop hose retraction.

Ball stops

Model	Description	Hose type	OD
			in.
85515	Adjustable	RMA Class A	5/8
85516	Adjustable ball stop	RMA Class A and 74	11/16 to 23/32
85517	Adjustable	73, 74, 76A and 76B	27/32 to 31/32
84347	Adjustable	78 and 78B	11/32
84122	Adjustable	–	1 3/4 to 1 7/8
84257	Adjustable	–	1 1/2 to 1 5/8

Model 85515

Alemite reel mount adapter

The Alemite reel mount adapter converts the mounting hole pattern of the Lincoln reel to accept an equivalent Alemite reel, facilitating the replacement of Lincoln heavy-duty fluid (LFR) reels with Alemite heavy-duty or severe-duty reels.

- Installs in place of Lincoln 94000 series LFR reel
- Alemite heavy-duty and severe-duty reels install direct to adapter
- Holds replacement reel secure while hardware is installed
- Formed from heavy-gauge steel

Reel mount adapter

Model	Description	Size (L × W × H)		Packaged weight	
		in.	cm	lbs	kg
343662	Reel mount adapter	12.8 × 6.9 ×2.1	32,5 × 17,5 ×5,3	5.5	2,5

Model 343662

Decorative hose reels

Lincoln's plastic decorative overhead hose reel cabinets are constructed of a light-weight, durable resin. This design offers dramatically reduced installation time and ease of maintenance. The modular design eliminates reel enclosure end panels. Plastic decorative cabinet models are dent and scratch resistant, non-conductive and non-corrosive.

Model 85641 universal mounting kit

Universal mounting kit allows installation of up to twelve reels, any series, open or decorative. Twelve reels can be installed side by side with this kit or cut to fit your reel installation needs. Includes two mounting struts and hardware to mount 12 reels.

Plastic decorative reel cabinet

Reel type	Cabinets (1 per reel)	Required mounting components Adapter plate kit (1 per reel bank)	Mounting kit (1-12 reels)
LFR	85640	85642	85641
82206	85240	85242	85641

Metal decorative reel cabinet

Reel type	Required mounting components Adapter plate kit (1 per reel bank)	Mounting kit (1-12 reels)
LFR	85642	85641
82206	none needed	85641

Series 3100 heavy-duty, plastic decorative, 30 ft. *(9 m)*

Model	Description	Bare reel	Delivery hose		Connecting hose	Ball stop	Control valve or meter	Swivel	Coupler	Nipple
			Model	Diameter						
				in.						
3191	Grease with control valve and swivel	82206	75360	1/4	75024	85515	740	81387	–	–
3189*	Motor oil/antifreeze with electronic meter	82206	73360	1/2	73024	85517	982	–	–	–
3194	Motor oil/antifreeze with quarts meter	82206	73360	1/2	73024	85517	877	–	–	–
3195	Gear oil with pints meter	82206	73360	1/2	73024	85517	878	–	–	–
3196	Gear oil with control valve	82206	**73360**	1/2	73024	85517	780	–	–	–
3197	ATF with quarts ATF meter	82206	73360	1/2	73024	85517	883	–	–	–
3193*	Air with air chuck	82206	**72360**	1/4	72024	85515	66951	–	815	11659
3192*	Water with bibbcock, 30 ft. *(9 m)* hose	82206	**72360**	1/4	72024	85515	846	–	–	–

*⚠**WARNING** California Proposition 65: Cancer and reproductive harm. www.P65Warnings.ca.gov

Series 3200 heavy-duty, plastic decorative, 50 ft. *(15 m)*

Model	Description	Bare reel	Delivery hose		Connecting hose	Ball stop	Control valve or meter	Swivel	Coupler	Nipple
			Model	Diameter						
				in.						
3291	Grease with control valve and swivel	82206	75600	1/4	75024	85515	740	81387	–	–
3289*	Motor oil/antifreeze with electronic meter	82206	73600	1/2	73024	85517	982	–	–	–
3294	Motor oil/antifreeze with quarts meter	82206	73600	1/2	73024	85517	877	–	–	–
3295	Gear oil with pints meter	82206	73600	1/2	73024	85517	878	–	–	–
3296	Gear oil with control valve	82206	73600	1/2	73024	85517	780	–	–	–
3297	ATF with quarts ATF meter	82206	73600	1/2	73024	85517	883	–	815	11659
3198*	Air with air chuck	82206	72600	1/4	72024	85515	66951	–	815	11659
3199*	Air with air chuck	82206	72600A	3/8	72024A	85516	66951	–	–	–
3190*	Water with bibbcock	82206	72600A	3/8	72024A	85516	846	–	–	–

*⚠**WARNING** California Proposition 65: Cancer and reproductive harm. www.P65Warnings.ca.gov

Control valves, meters and accessories

Control valves **127**
Grease. 127
Fluid lubricants 129

Dispense meters **130**

Fluid lubricant accessories **132**

Inline and volume meters **135**

Air and water controls **137**

High-pressure control valves

Fluid lubricant control valves

Preset dispense meters

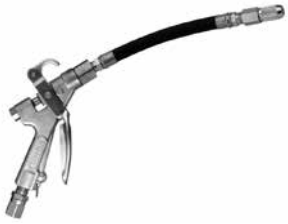

Non-metered control valves

Mechanical dispense meters

Digital dispense meters

Inline lube meters

Digital dispense meters

Control valves – grease

Lincoln control valves, meters and accessories provide the durability and precision you need for your lubrication systems.

Model 740 heavy-duty high-pressure

- 7 500 psi *(517 bar)* maximum operating pressure
- Precision-machined, all steel handle, body and guard bracket provides durability and longevity
- Unique, precision control inlet check valve provides ease of handle operation even with increase in pressure
- Knurled handle for positive grip
- Handy trigger guard prevents pinching
- Reversible inlet check seat and hydraulic jaws provide double life
- Balanced design reduces user fatigue
- Lubricant inlet 1/4 in. NPT (f); outlet 1/8 in. NPT (f)
- Easily repaired for extended life

Model 3050 high-volume high-pressure

Same as 740 except with 3/8 in. NPT (f) lubricant inlet for use with Lincoln volume high-pressure swivels and hose.

Model 82157 repair parts kit

For control valves models 740 and 3050.

Model 740



High-pressure grease control valves

Model	Description	Control valve	Thread size	Extension	Coupler
			in.		
740	Heavy-duty, high-pressure	82393	1/4 NPT (f)	Rigid tube	5845
3050	High-volume, high-pressure	81495	3/8 NPT (f)	Rigid tube	5845

Model 85021 kit

Consists of model 740 control valve and model 81387 universal "z" swivel.

Model 82158 repair kit

Repair parts kit for model 81387 standard universal swivel.

WARNING!
Whip Hoses Models 3029, 3034, 5812, 5818, 5861, 81725, 81726, 81795

Install as shown.

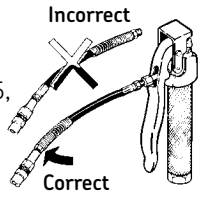

WARNING!
For safe and proper use, always consult instructions accompanying product. See Safety Warning Information for appropriate warnings.

Model 82399

Model 81974

Model 81387

High-pressure swivels

Model	Description	Thread size
		in.
81606*	Straight	1/8 NPT (f) x 1/8 NPT (m)
81703*	Straight	1/8 NPT (m) x 1/8 NPT (m)
82080	Straight	1/2 – 27 (m) x 1/2 – 27 (m)
82399	Straight	1/2 – 27 (m) x 1/4 NPT (m)
83938	Straight	1/4 NPT (m) x 1/4 NPT (m)
81386	90° angle	1/2 – 27 (m) x 1/8 NPT (m)
81723	90° angle	1/8 NPT (m) x 1/8 NPT (f)
81974	90° angle	1/2 – 27 (m) x 1/4 NPT (m)
82251	90° angle	1/8 NPT (m) x 1/8 NPT (m)
81387	Universal	1/2 – 27 (m) x 1/4 NPT (m)
82252	Universal	1/8 NPT (m) x 1/8 NPT (m)
83594	Universal	1/4 NPT (m) x 1/4 NPT (m)

* Whip hose only; maximum pressure 4 500 psi *(310 bar)*

Volume high-pressure swivels

Model	Description	Thread size
		in.
81728	Straight	1/2 NPT (m) x 3/8 NPT (m)
82072	Straight	1/2 NPT (m) x 1/2 NPT (m)
82087	90° angle	1/2 NPT (m) x 1/2 NPT (m)
81729	Universal	1/2 NPT (m) x 3/8 NPT (m)
82073	Universal	1/2 NPT (m) x 1/2 NPT (m)

WARNING!
Material use: Lincoln swivels are to be used only to transport grease, oil and other lubricants and are designed only for these non-abrasive and noncorrosive purposes. Do not use with abrasive and corrosive materials such as sound-deadening materials which may contain limestone and mica particles. Transport of such materials causes rapid premature wear to critical swivel components and can cause failure of swivel. Failure could expose the user to severe bodily injury, permanent disfigurement or death.

Installation and service: Tighten all fluid connections securely before using swivel. Never exceed 7500 psi maximum operating pressure. Never alter or modify any part of the swivel. Never attempt to repair or disassemble the swivel while the system is pressurized. Never stop or deflect leaks with hand or body.

Medical attention: get medical attention immediately if exposed to high pressure fluids. Tell the attending physician what was injected.

Model 758

Model 758F

Model 769

Model 774

Model 775

Model 776

Model 779

Model 780

Model 82906

Model 282930

Model 282951

Model 716F

Model 716R

Model 69690

Model 69824

Model 69825

Non-metered control valves – fluid lubricants

Compatible fluids – engine oil, diesel oil, ATF and anti-freeze
Models 69690, 69824 and 69825 compatible fluids – fuel

Model	Inlet NPT (f)	Outlet NPT (f)	Extension Model	Type	Tip	Maximum pressure		Free delivery	
	in.	in.				psi	bar	gal./min.	liter/min.
758	1/2	1/2	278078	Rigid pipe	Auto with manual open/close	1 000	69	7.5	28
758F	1/2	1/2	278079	Flex hose	Auto with manual open/close	1 000	69	7.5	28
769	1/2	1/2	82642	Flex hose	Manual	1 000	69	5	19
774	1/2	1/2	273508	Rigid pipe	Manual	1 000	69	5	19
775	1/2	1/2	82932	Rigid pipe	Cap	1 000	69	5	19
776	1/2	1/2	82642	Flex hose	Manual	1 000	69	5	19
779	1/2	1/2	–	–	–	1 000	69	5	19
780	1/2	1/2	82070	Rigid pipe	Manual	1 000	69	5	19
82906	1/2	1/2	–	–	–	1 000	69	5	19
282930	3/4	3/4	–	Flex hose	Manual	1 500	103	15	57
282951	3/4	3/4	–	–	–	1 500	103	15	57
716F	3/4	1/2	276281	Flex hose	Auto with manual close	1 500	103	12	45
716R	3/4	1/2	276283	Rigid pipe	Auto with manual close	1 500	103	12	45
69690	1 1/4	1 1/4	–	9 in. Rigid pipe	–	50	3,4		
69824	3/4	–	–	13/16 in. O.D. rigid	SST tip	50	3,4	17	64
69825	1	–	–	1 3/16 x 7 in. rigid	–	50	3,4	60	227

Model 905

Model 905SF

Preset dispense meters – digital

Compatible fluids, model 905 – petroleum and synthetic-based oils and antifreeze
Compatible fluids, model 905SF – antifreeze mixture, windshield wiper solution and brake fluid
Graduation on all models – pints, quarts, liters, gallons

Model	**Inlet** NPT (f)	**Outlet** NPT (f)	**Extension** Model	Type	Tip	**Maximum pressure**		**Free delivery**	
	in.	in.				psi	bar	gal./min.	liter/min.
905	1/2	1/2	272391	Rigid	Auto with manual open/close	1 000	69	5.0	19
905SF	1/2	1/2	273862	Flex, 90 °	Auto with manual open/close	1 000	69	5.0	19

Model 3866

Model 3867

Model 3868

Model 3942

Preset dispense meters – mechanical

Compatible fluids – petroleum and synthetic-based oils and antifreeze

Model	**Inlet** NPT (f)	**Outlet** NPSI	**Extension** Model	Type	Tip	**Maximum pressure**		**Free delivery**		**Graduation**
	in.	in.				psi	bar	gal./min.	liter/min.	
3866	1/2	1/2	93548	Rigid	Auto with manual open/close	1 000	69	4.0	15,14	16 quarts, 12 liters
3867	1/2	1/2	93548	Rigid	Auto with manual open/close	1 000	69	4.0	15,14	60 quarts
3868	1/2	1/2	93548	Rigid	Auto with manual open/close	1 000	69	4.0	15,14	60 gallons
3942	1/2	1/2	93548	Rigid	Auto with manual open/close	1 000	69	4.0	15,14	60 liters

Model 967

Model 980

Model 981

Model 982

Model 280690

Model 916EF

Model 916ER

Dispense meters – digital

Compatible fluids – petroleum and synthetic-based oils and antifreeze
Graduation on all models – pints/quarts/liters/gallons

Model	**Inlet** NPT (f)	**Outlet** NPT (f)	**Extension** Model	Type	Tip	**Maximum pressure**		**Free delivery**	
	in.	in.				psi	bar	gal./min.	liter/min.
947	1/2	1/2	85799	Rigid	Auto	1 500	103,4	4.0	15,14
967	1/2	1/2	82258	Flex	Auto with manual open/close	1 500	103,4	4.0	15,14
980	1/2	1/2	282843	Flex/90 °	Manual	1 500	103,4	10.0	37,85
981	1/2	1/2	282842	Rigid/30 °	Auto	1 500	103,4	10.0	37,85
982*	1/2	1/2	82258	Flex	Auto with manual open/close	1 500	103,4	10.0	37,85
280690	3/4	1/2	276281	Flexible	Auto with manual close	1 500	103,4	15.0	56,78
916EF	3/4	1/2	276281	Flex	Auto with manual close	1 500	103,4	12.0	45,42
916ER	3/4	1/2	276283	Rigid	Auto with manual close	1 500	103,4	12.0	45,42

*⚠**WARNING** California Proposition 65: Cancer and reproductive harm. www.P65Warnings.ca.gov

Model 867

Model 876

Model 877

Model 878

Model 881

Model 883

Model 899

Model 68410

Dispense meters – mechanical

Compatible fluids – petroleum and synthetic-based oils and antifreeze.

Model	**Inlet** NPT (f)	**Outlet** NPT (f)	**Extension** Model	Type	Tip	**Maximum pressure**		**Free delivery**		**Graduation**
	in.	in.				psi	bar	gal./min.	liter/min.	
867	1/2	1/2	245993	10 in. flex -1/4 in.	Auto with manual open/close	1 000	69	4.0	15,14	16 gallons
876	1/2	1/2	261484 242749 (nozzle)	4 in. rigid - 1/2 in.	Auto with manual open/close	1 000	69	4.0	15,14	16 quarts
877	1/2	1/2	82258	10 in. flex -1/4 in.	Auto with manual open/close	1 000	69	4.0	15,14	16 quarts
878	1/2	1/2	273862	Flex/90 °	Manual	1 000	69	4.0	15,14	8 pints
881	1/2	1/2	272391	Flex/90 °	Manual	1 000	69	4.0	15,14	10 liter
883	1/2	1/2	–	20 in. flex -1/4 in.	Auto with manual open/close	1 000	69	4.0	15,14	16 quarts
899	1/2	1/2	82258	10 in. flex -1/4 in.	Auto with manual open/close	1 000	69	4.0	15,14	10 liter
68410	1/2	1/2	–	–	–	1 000	69	4.0	15,14	16 quarts

Model 82070

Model 82258

Model 82642

Model 82932

Model 93548

Model 278079

Model 278078

Model 272391

Model 273862

Model 276280

Model 276281

Model 276282

Model 276283

Model 276310

Model 282842

Model 282843

Extensions

Model	**Inlet** NPT	**Extension** Type	Tip
	in.		
82070	1/2	Rigid pipe	Manual
82258	1/2	Flex hose	Auto
82642	1/2	Flex hose	Manual
82932	1/2	Rigid pipe	Cap
93548	1/2	Rigid – 1/2 in.	Auto with manual open/close
278079	1/2	Flex hose	Auto with manual open/close
278078	1/2	Rigid pipe	Auto with manual open/close
272391	1/2	Rigid– 1/4 in.	Auto with manual open/close
273508	1/2	Rigid pipe	Manual
273862	1/2	Flex/90 °	Auto with manual open/close
276280	1/2	Flex hose	Auto
276281	1/2	Flex hose	Auto with manual close
276282	1/2	Rigid pipe	Auto
276283	1/2	Rigid pipe	Auto with manual close
276310	1/2	90 ° flex extension	Auto
282842	1/2	Rigid/30 °	Auto
282843	1/2	Flex/90 °	Manual

Model 84799

Model 85799

Model 93547

Model 277814

Model 261484

Model 242749

Model 280432

Model 13001

Tips and accessories

Model	Description	Thread size
		in.
84799	Semi-automatic non-drip nozzle assembly	1/4
85799	Semi-automatic non-drip nozzle assembly with 4 in. *(102 mm)* rigid extension	1/2
93547	Semi-automatic non-drip nozzle assembly	1/4
277814	Non-drip nozzle assembly	1/2
261484	Automatic non-drip nozzle assembly	1/2
242749	4 in. *(102 mm)* pipe extension	1/2
280433	12 in. *(305 mm)* flexible delivery hose	1/2
280432	Semi-automatic non-drip nozzle assembly	1/2
13001	3/4 in. NPTF female to 1/2 in. NPTF male bushing adapter	–

Colored swivel guards



Model 90464

Colored swivel guards

Attach these flexible swivel guards to separate meters to differentiate between fluids. Available in red (model 260374), black (model 260375), blue (model 260376), yellow (model 260377) and green (model 260378).

Meter accessories

Model 90464 swivel

Straight oil meter swivel, 1/2 in. NPT (m) x 1/2 in. NPT (f). Maximum working pressure: 1 000 psi *(69 bar)*.

Model 814

Model 817

Model 870

Model 871

Model 873

Model 961

Model 962

Model 963

Model 964

Model 2873

Model 236595

Inline lube meters

Model	Description	Total	Maximum pressure		Flowrate		Graduation	Compatible fluids
			psi	bar	gal./min.	liter/min.		
814	Digital - quarts, gallons, liters	99999.9	1 000	70	0.26 to 8	1 to 30	0.01	Engine oil, diesel oil, ATF and anti-freeze
817	Digital - quarts, gallons, liters	99999.9	1 500	103	0.8 to 21.1	3 to 80	0.01	Engine oil, diesel oil, ATF and anti-freeze
870	Pints totalizer	8 pint	1 000	70	0.4 to 4	1,5 to 15	1/4 pint	Engine oil, diesel oil, ATF and anti-freeze
871	Quarts totalizer	4 quart	1 000	70	0.4 to 4	1,5 to 15	1/4 quart	Engine oil, diesel oil, ATF and anti-freeze
873	Liters totalizer	10 liter	1 000	70	0.4 to 4	1,5 to 15	1/10 liter	Engine oil, diesel oil, ATF and anti-freeze
961	High volume in gallons	999.9 gallon	50	3,45	6 to 38	23 to 144	1/10 gallon	Gasoline, diesel fuel, and light weight petroleum products
962	High volume in gallons	999.9 gallon	1 000	70	4 to 40	15 to 151	1/10 gallon	Oils and ATFs up to SAE 40 weight
963	High volume in liter	999.9 liter	1 000	70	4 to 30	15 to 115	1/10 liter	Oils and ATFs up to SAE 40 weight
964	High volume in liter	999.9 liter	50	3,45	6 to 38	22 to 144	1/10 liter	Gasoline, diesel fuel, and light weight petroleum products
2873	Liters dial	4 liter	1 000	70	0.4 to 4	1,5 to 15	1/10 liter	Engine oil, diesel oil, ATF and anti-freeze
236595	Pints dial	8 pint	1 000	70	0.4 to 4	1,5 to 15	1/4 pint	Engine oil, diesel oil, ATF and anti-freeze

All meter models totalizing, except models 2873 and 236595

Model 85544

Model 85545

Model 277539

Model 284194

Model 282925

Model 279147

Model 279149

Model 279150

Model 84458

Model 84459

Model 84460

Pulse output meters

85544: Compatible fluids – motor oils (SAE 5-50), gear oils (SAE 80-240), automatic transmission fluid, antifreeze (ethylene glycol)
85545: Compatible fluids – windshield wiper fluid and engine coolant
277539: Compatible fluids – DEF
284194: Compatible fluids – engine oil, diesel oil, automatic transmission fluid (maximum viscosity SAE 140), ethylene glycol based anti-freeze / anti-boil mixture (max. 50% water)
84458, 84459, 84460: Compatible fluids – engine oil, diesel oil, ATF, and anti-freeze

Model	Description	Pulse rate	Maximum pressure		Flowrate		Port NPT
			psi	bar	gal./min.	liter/min.	in.
85544	1/2 in. pulse meter	95 pulses/quart	1 500	103	0.25 to 8	0,9 to 30	1/2
85545	1/2 in. pulse meter	95 pulses/quart	1 500	103	0.25 to 8	0,9 to 30	1/2
277539	1/2 in. DEF meter	95 pulses/quart	145	10	0.25 to 8	0,9 to 30	1/2 BSPP
284194	3/4 in. pulse meter	206.5 pulses/gallon	1 500	103	0.8 to 21.1	3 to 80	3/4
279147	1 in. pulse meter	136.3 pulses/gallon *36 pulses/liter*	2 000	138	1.6 to 32	6 to 120	1
279149	1 1/2 in. pulse meter	54.9 pulses/gallon *14,5 pulses/liter*	1 200	83	2.64 to 66	10 to 250	1 1/2
279150	2 in. pulse meter	25.3 pulses/gallon *6,7 pulses/liter*	1 000	70	4 to 130	15 to 500	2
84458	1/2 in. quarts meter	1/10 graduation/quart	1 000	70	4.5	17	1/2
84459	1/2 in. gallon meter	1/10 graduation/gallon	1 000	70	4.5	17	1/2
84460	1/2 in. liter meter	1/10 graduation/liter	1 000	70	4.5	17	1/2

Air and water controls

Blow guns

Model 840*

- Handy thumb-button design provides ease of operation
- Brass stem and synthetic packaging for service life
- Addition of air nipple permits quick connect or disconnect
- 1/4 in. NPT (f) inlet; 7/64 in. outlet diameter

Model 950*

- Same as model 840, except with air restricter
- Nozzle inlet maximum pressure 30 psi *(2,1 bar)* complies with Federal Safety Regulation 50-204.8 and OSHA 1910 242.B

Model 960*

- Light-weight cast aluminum pistol grip
- 1/4 in. NPT (f) inlet; 7/64 in. outlet diameter; height 5 3/4 in. *(146 mm)*
- Nozzle inlet maximum pressure 30 psi *(2,1 bar)* complies with Federal Safety Regulation 50-204.8 and OSHA 1910 242.B

Model 940*

- Same as model 960 less air restricter
- When used for large cleaning requirement or chip cleaning, regulated air pressure must not exceed federal recommended maximum

Model 5980*

- Thumb control provides comfort and ease of operation
- 1/4 in. NPT (f) inlet; 1/8 in. NPT (f) outlet

Air and water accessories

Model 846 water bibbcock

For attaching to water service hose.

- 1/4 in. NPT (f) inlet
- Thumb-action trigger. Built-in strainer filters out contaminants.

Model 845 water bibbcock

Same as model 846 except 3/4 – 11 1/2 in. AN inlet connects to standard lawn hose.

***⚠WARNING**
California Proposition 65:
Cancer and reproductive harm
www.P65Warnings.ca.gov

Model 840

Model 960

Model 5980

Model 846

Model 815

Model 11659

Model 66951

Air/water accessories

Model	Description	Style
	in.	
815	1/4 (f) air coupler	Lincoln "long stem"
845*	3/4 – 11 1/2 AN inlet	Connects to standard lawn hose
846*	1/4 (f) water bibbcock	Low-pressure water
11659	1/4 (m) air nipple	Lincoln "long stem"
66951*	1/4 (f) tire chuck	Standard tire chuck

***⚠WARNING** California Proposition 65: Cancer and reproductive harm. www.P65Warnings.ca.gov

Bulk oil, diesel exhaust fluid (DEF) packages

Diesel exhaust fluid (DEF) equipment 139

Accessories 140



Model 85623

Model 85700-50

Diesel exhaust fluid (DEF) equipment



Lincoln's heavy-duty answer to the EPA's new emission regulations

Hose reels

- DEF-specific reels are smaller and easier to operate
- Designed for versatile installation options
- Steel reel with stainless steel fluid paths

Air-operated diaphragm pump

- Environmentally friendly – no motors, seals or packing to leak
- Self-priming

Transfer pumps

Model 1390 manual barrel pump

- DEF (diesel exhaust fluid) compatible
- Transfers popular shop fluids including acetone, antifreeze, windshield washer, thinners, and much more
- Includes NPT and buttress threads for steel and plastic drums
- Adjustable bung type fits 15-, 16-, 30- and 55-gallon drums
- Welded ground-post for safe dispensing of volatile fluids
- Premium-grade 316 stainless steel
- Easy fluid control; no splashing
- Self-priming
- Meets CA Proposition 65 and EU REACH standards

Model 1392 lever-action DEF transfer pump

- DEF (diesel exhaust fluid) compatible
- Locking ring enables optimal pump positioning
- Nozzle hanger keeps hose within reach and off the floor
- Designed for automotive, trucking, agriculture and construction applications
- Transfers bulk fluid to smaller DEF containers or directly into vehicle reservoirs
- Self-priming pump unit

Model 85700-50

Model 85623



Model 1390

Model 1392

Hose reels

Model	Description
85700-30	1/2 in. x 30 ft. *(9,2 m)* DEF hose on reel
85700-50	1/2 in. x 50 ft. *(15,2 m)* DEF hose on reel
277265	1/2 in. x 2 ft. *(0,6 m)* reel inlet hose with 1/2 in. BSPP threads
277266	1/2 in. x 30 ft. *(9,2 m)* hose with 1/2 in. BSPP threads
277267	1/2 in. x 50 ft. *(15,2 m)* hose with 1/2 in. BSPP threads

Model 277255

Meters and dispense valves

Model 277255 stainless steel automatic nozzle

- 3/4 in. BSPP threads
- 50 psi *(3,4 bar)* maximum pressure

Model 277256 DEF meter

- 2 to 20 gallon/min. *(7 to 75 liter/min.)* flow range
- ± 0.5% accuracy
- 3/4 in. female BSPP inlet/outlet
- Maximum pressure 120 psi *(8,3 bar)*
- LCD display

Model 277256

Accessories

- Couplers
  - Disposable drums and totes
  - Returnable drums and totes
  - 3/4 in. BSPP female threads
- Dip tubes
  - Drums
  - 275 gallon *(1 041 liter)* totes
  - 330 gallon *(1 249 liter)* totes

Model 277230

Model 277233

Model 277219

Models 277235, 277236, 277237

Accessories

Model	Description
277230	Coupler, 3/4 in. hose barb for colder-style drum insert
277219	Coupler, 3/4 in. hose barb for micro-matic drum insert
277232	Coupler, 3/4 in. male BSPP
277233	Drum insert, 2 in. *(51 mm)* buttress thread
277234	Drum insert, 2 in. *(51 mm)* NPS (ISO G2) thread, colder style for plastic 55 gallon *(208 liter)* drums
277235	Dip tube, 35 1/2 in. *(902 mm)* long for 55 gallon *(208 liter)* drums, colder style for 275/330 gallon *(1 041/1 249 liter)* totes
277236	Dip tube, 39 in. *(991 mm)* long for 275 gallon *(1 041 liter)* IBCs
277237	Dip tube, 39 in. *(991 mm)* long for 330 gallon *(1 249 liter)* IBCs
277239	Air filter, 1/4 in. NPT (m), 70 micron - recommended for colder-style coupler
277254	3/4 in. x 12 ft. *(3,7 m)* hose with 3/4 in. BSPP threaded fittings
277258	3/4 in. x 6 ft. *(1,8 m)* hard wall suction hose with 3/4 in. BSPP stainless fittings plus hose barb
277633	1/2 in. x 5 ft. *(1,5 m)* hose with 1/2 in. BSPP threads
277635	3/4 in. x 6 ft. *(1,8 m)* suction hose with hose barb

Portable used fluid handling equipment and fuel caddies

Collection equipment – pressurized (self-evacuating) . . . 142
Upright drains 142
Low-capacity drains 146

Collection and transfer equipment – pump-assist 147
Upright drains 147
Fluid evacuator 149
Truck drains. 151
Pit drains. 154
Diaphragm pump evacuation kits 155

Collection equipment – general 157
Fluid evacuator 157
Pedestal drain 158
Drum drains 160

Lube trolley package. 162

Fuel transfer pump 163

Fuel caddies 164

Pressurized, self-evacuating drains

Pump-assist fluid evacuators

Low-profile truck drains

Low capacity drains

Lube trolley package

Fuel caddies

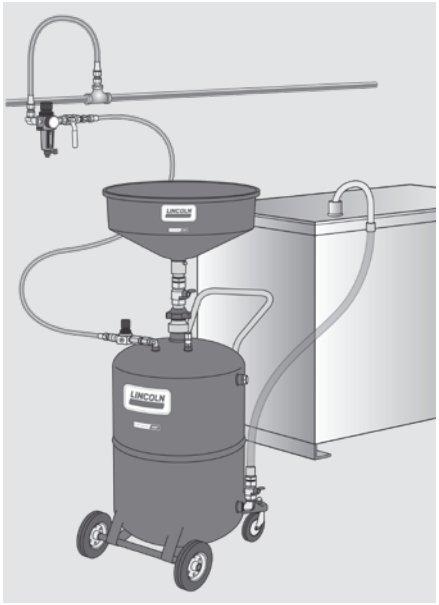

Used fluid collection equipment – pressurized (self-evacuating)

Pressurized (self-evacuating) used fluid collection equipment is common in many automotive service shops because the reservoirs can be evacuated quickly and cleanly without the need for external pumps or fluid transfer systems. When a reservoir is full, it's typically rolled to a bulk storage access point, where compressed air is used to force the fluid out under pressure. All Lincoln self-evacuating models have a built-in regulator that reduces shopair pressure down to a safe level for evacuation as well as a backup safety valve to prevent over pressurization.

Model 3635

Upright drains

Upright drains have a portable configuration commonly used for collecting fluids under lift-mounted vehicles. All models feature a height-adjustable collection bowl and large reservoir with capacity for multiple fluid changes. A combination of two ball-bearing swivel casters and two fixed-axle wheels makes them portable and easy to maneuver. Once full, they can be rolled to a bulk storage location, where compressed-shopair is all that's required to evacuate the reservoir.

Features:

- Standard shopair connection fitting
- Preset pressure regulator reduces inlet pressure
- Wire reinforced dispense hose with J-hook nozzle
- Volume level sight tube indicates fluid level in reservoir
- Height-adjustable telescoping bowl
- Safety relief valve prevents over-pressurization
- Screen prevents debris from entering reservoir

Model 3635 24 gallon *(90 liter)* used fluid drain

Model 3635 has a portable upright configuration commonly used for collecting fluids under lift-mounted vehicles. It offers a 15 in. *(381 mm)* offset funnel that includes a removable filter screen and wide-mouth extension that increases the diameter to 24 in. *(610 mm)*. Height is adjustable from 51 to 76 in. *(1,3 to 1,9 m)*, not including the extension.

Features and accessories include:

- Convenient tool tray for storing tools and drain plugs
- 7 ft. *(2,1 m)* nylon-reinforced discharge hose with steel J-hook and tethered drip plug
- Tank-mounted clip and handle hook to secure discharge hose
- Safety valve to prevent over-pressurization
- Combination air chuck/pressure relief valve
- Built-in fluid level sight gauge

3639 24 gallon *(90 liter)* combination used fluid drain and evacuator

Model 3639 combination used fluid drain and evacuator combines the features of the 3635 drain and 3637 evacuator into a single unit, giving operators the choice to collect fluids by gravity from lift-mounted vehicles or using a venturi to extract fluids directly from reservoirs or through a dipstick tube.

Features and accessories include:

- Convenient tool tray for storing tools and drain plugs
- 7 ft. *(2,1 m)* nylon-reinforced discharge hose with steel J-hook and tethered drip plug
- 6 1/2 ft. *(2 m)* wire-reinforced evacuation hose with shut-off valve and tethered drip plug
- Venturi vacuum assembly with vacuum level gauge, noise reducing muffler and shut-off valve with Milton M-style quick-connect air fitting
- Mercedes, BMW and VW dipstick tube adapters and six evacuation wands of varying flexibility, diameter and length
- Tank-mounted clip and handle hook to secure discharge and evacuation hoses
- Safety valve to prevent over-pressurization
- Combination air chuck/pressure relief valve
- Built-in fluid level sight gauge

Model 3637 24 gallon *(90 liter)* fluid evacuator

Model 3637 features a stable tank design with two ball-bearing swivel casters and two fixed-axle wheels. It also includes a tool tray and tank-mounted clip for securing the discharge hose when not in use. Four flexible and two rigid wands are included, as well as dipstick tube adapters for BMW and Volkswagen brand vehicles.

Features

- 7 ft. *(2,1 m)* nylon-reinforced discharge hose with steel J-hook and tethered drip plug
- 6 1/2 ft. *(2 m)* wire-reinforced evacuation hose with shut-off valve and tethered drip plug
- Safety valve to prevent ver-pressurization
- Combination air chuck/pressure relief valve
- Built-in fluid-level sight gauge

Model 3639

Model 3637

Self-evacuating upright drain technical data

Model	3635*	3639*	3637*
Capacity	24 gal. *(90 liter)*	24 gal. *(90 liter)*	24 gal. *(90 liter)*
Bowl diameter	15 in. *(381 mm)*	15 in. *(381 mm)*	-
Bowl configuration	Offset	Offset	-
Reservoir material	Steel	Steel	Steel
Front wheels (qty. 2) – swivel casters	4 in. *(102 mm)*	4 in. *(102 mm)*	4 in. *(102 mm)*
Rear wheels (qty. 2) – fixed-axle	6 in. *(152 mm)*	6 in. *(152 mm)*	6 in. *(152 mm)*
Minimum height	51 in. *(1 295 mm)*	51 in. *(1 295 mm)*	-
Maximum height	76 in. *(1 930 mm)*	76 in. *(1 930 mm)*	-
Size	22 x 22 x 43.3 in. *(560 x 560 x 1 100 mm)*	22 x 22 x 43.3 in. *(560 x 560 x 1 100 mm)*	18 x 18 x 34 in. *(460 x 460 x 890 mm)*

*⚠ **WARNING** California Proposition 65: Cancer and reproductive harm. www.P65Warnings.ca.gov

Model 3601

Model 3614

Model 3624

Model 3601* 18 gallon *(68 liter)* used fluid drain

Designed as an affordable option for used fluid collection, model 3601 features all-steel construction and a 14 in. *(355,6 mm)* diameter funnel. Height is adjustable from 45 to 72 in. *(1 143 to 1 829 mm)* and the unit maneuvers on two 3 in. *(76,2 mm)* ball-bearing swivel casters and two 6 in. *(152,4 mm)* fixed-axle wheels.

Model 3614* 20 gallon *(75 liter)* used fluid drain

Model 3614 features a stable, low-profile tank design and large 18 in. *(457,2 mm)* offset bowl with metal filter screen. For evacuation, the tank can be pressurized by connecting a standard shopair hose, or by using a simple tire chuck. The height is easily adjustable by loosening and tightening a friction-style lock-ring, and a special telescoping tube design eliminates the need to extend the bowl during evacuation.

Model 3624 26 gallon *(98 liter)* plastic pressurized used fluid drain

Model 3624 has a large 26 gallon *(98 liter)* reservoir molded from high-strength polyethylene for lighter weight, reduced corrosion, and lower risk of damage to surrounding vehicles. Large recesses for tool and filter storage are molded into the top and drain directly into the reservoir. The large 18 in. *(457,2 mm)* offset bowl includes a removable metal filter screen and secondary debris screen.

*** ⚠ WARNING**

California Proposition 65:
Cancer and reproductive harm
www.P65Warnings.ca.gov

Self-evacuating upright drain technical data

Model	**3601***	**3614***	**3624**
Capacity	18 gal. *(68,14 liter)*	20 gal. *(75,71 liter)*	26 gal. *(98,42 liter)*
Bowl diameter	14 in. *(355,6 mm)*	18 in. *(457,2 mm)*	18 in. *(457,2 mm)*
Bowl configuration	Center mount	Offset	Offset
Reservoir material	Steel	Steel	Polyethylene
Front wheels (qty. 2) – swivel casters	3 in. *(76,2 mm)*	4 in. *(101,6 mm)*	4 in. *(101,6 mm)*
Rear wheels (qty. 2) – fixed-axle	6 in. *(152,4 mm)*	6 in. *(152,4 mm)*	40 in. *(1 016 mm)*
Minimum height	45 in. *(1 143 mm)*	45 in. *(1 143 mm)*	53 in. *(1 346 mm)*
Maximum height	72 in. *(1 829 mm)*	71 in. *(1 803 mm)*	79 in. *(2 007 mm)*
Size	16 x 18 x 45 in. *(406 x 457 x 1 143 mm)*	18 x 28 x 45 in. *(457 x 711 x 1 143 mm)*	21 x 24 x 53 in. *(533 x 610 x 1 346 mm)*

*⚠ **WARNING** California Proposition 65: Cancer and reproductive harm. www.P65Warnings.ca.gov

Optional accessories

Model	**Name**	**Description**	**Compatible models**
3610	Funnel extension	Extends bowl diameter to 24 1/2 in. *(0,62 meter)*	3601, 3614, 3624 613, 3644
278697	Air regulator assembly	Replaces air chuck valve to allow connection of shop air using a standard Milton M-style quick-change fitting	3635, 3639
3602*	Magnetic tool tray	For use with metal drains to hold tools, small parts and fasteners	3601, 3614, 3617, 3618, 3650, 3652, 3675, 3677

*⚠**WARNING** California Proposition 65: Cancer and reproductive harm. www.P65Warnings.ca.gov

Model 3610

Model 278697

Model 3602

Model 3518

Model 3508

Model 820036

Model 820039

Model 820015

Model 820016

Low-capacity drains

Low-capacity drains are available in 8 gallon *(30 liter)* or 18 gallon *(68 liter)* models with high-density polyethylene reservoirs. They have a portable upright configuration commonly used for collecting fluids under lift-mounted vehicles. Both models include an integrated oil filter drain shelf and funnel designed to include an added raised area to act as a splashguard. Both can be used with an optional cam-lock drainage kit for use with standard cam lock diaphragm pump systems.

Features

- Available in two sizes
- Durable, polyethylene reservoir construction
- Splashguard to catch overspray
- Integrated oil filter drain shelf
- Multiple reservoir evacuation options
- Long-lasting casters for ease of movement

Model 3518 18 gallon *(68 liter)* low-capacity drain

Complete drain kit including 18 gallon *(68 liter)* polythylene reservoir, drain bowl, drain spigot and a standard bung port and is adjustable from 40 to 77 in. *(101 to 195 cm)*.

Model 3508 8 gallon *(30 liter)* low-capacity drain

Complete drain kit including 8 gallon *(30 liter)* polythylene reservoir, drain bowl and is adjustable from 36 to 65 in. *(91 to 165 cm)*.

Low-capacity drain technical data

Model	3518	3508
Capacity	18 gal. *(68 liter)*	8 gal. *(30 liter)*
Bowl diameter	17.5 in. *(444.5 mm)*	17.5 in. *(444.5 mm)*
Reservoir included	Yes	Yes
Wheels (qty. 4) – swivel caster	2.5 in. *(63.5 mm)*	2.5 in. *(63.5 mm)*
Minimum height	40 in. *(1 016 mm)*	36 in. *(914 mm)*
Maximum height	77 in. *(1 956 mm)*	65 in. *(1 651 mm)*
Size tank	16 × 15 × 22 in. *(406 × 381 × 559 mm)*	13 × 14 × 16 in. *(330 × 356 × 406 mm)*

Optional accessories

Model	Name	Description	Compatible models
820036	Tool caddy	Optional, sold separately	3608, 3618
820039	Cam lock drain kit	Optional, sold separately	3608, 3618
820015	Drain pan	Optional, sold separately.	3608, 3618
820016	37.5 × 24.625 in. *(953 × 625 mm)* drain pan	Optional, sold separately	3608, 3618
1340	Hand pump	Optional, sold separately	3618
G402	Rotary pump	Optional, sold separately	3618

Used fluid collection and transfer equipment – pump-assist



Pump-assisted used fluid collection and transfer systems are ideal for large multi-bay shops and applications or environments where movement is restricted. In these situations, a strategically located diaphragm pump can be used to transfer fluids from the collection equipment to a remote storage location. This type of system reduces the risk of accidental spills and collisions, supports remote location of bulk storage tanks and increases productivity.

Upright drains

Portable upright drains are commonly used for collecting fluids under lift-mounted vehicles. All models feature a height-adjustable collection bowl and 20 gallon *(75 liter)* reservoir. A combination of two ball-bearing swivel casters and two fixed-axle wheels makes them portable and easy to maneuver. Pump-assist models feature a male camlock connector extending from the top of the reservoir for attaching to a diaphragm pump filter screen or other fluid transfer system.

Features

- 3/4 in. male camlock connection for connecting to fluid transfer system
- Volume-level sight tube
- Height-adjustable bowl
- Screen prevents debris from entering reservoir

Model 3626 26 gallon *(98 liter)* plastic used fluid drain

Model 3626 has a large 26 gallon *(98 liter)* reservoir molded from high-strength polyethylene for lighter weight, reduced corrosion, and lower risk of damage to surrounding vehicles. Large recesses for tool and filter storage are molded into the top and drain directly into the reservoir. The large 18 in. *(457 mm)* offset bowl includes a removable metal filter screen and secondary debris screen.

Model 3627 26 gallon *(98 liter)* plastic coolant drain

Model 3627 offers the same features as model 3626, **except the bowl is painted green for clear visual identification of coolant.**

Model 3618 20 gallon *(75 liter)* used fluid drain

Model 3618 features a stable, low-profile tank design and large 18 in. *(457 mm)* offset bowl with metal filter screen. Bowl height is easily adjustable by loosening and tightening a friction-style lock-ring, and a special telescoping tube design eliminates the need to extend the bowl during evacuation.

Model 3617 20 gallon *(75 liter)* coolant drain

Model 3617 offers the same features as model 3618, **except the reservoir and bowl are painted green for clear visual identification of coolant.**

Model 3626

Model 3618

Pump-assisted upright drain technical data

Model	**3617 – coolant (green)** **3618 – used oil (red)**	**3626 – used oil (black)** **3627 – coolant (green)**
Capacity	20 gal. *(75,71 liter)*	26 gal. *(98 liter)*
Bowl diameter	18 in. *(457,2 mm)*	18 in. *(457,2 mm)*
Bowl configuration	Offset	Offset
Reservoir material	Steel	Polyethylene
Front wheels (qty. 2) – swivel casters	4 in. *(101,6 mm)*	4 in. *(101,6 mm)*
Rear wheels (qty. 2) – fixed-axle	6 in. *(152,4 mm)*	10 in. *(254 mm)*
Minimum height	42 in. *(1,067 meter)*	53 in. *(1,346 meter)*
Maximum height	68 in. *(1,727 meter)*	79 in. *(2,007 meter)*
Size	18 x 28 x 42 in. *(457 x 711 x 1 067 mm)*	26 x 22.4 x 42 in. *(660 x 570 x 1 065 mm)*

Model 3610

Model 277208

Model 276411

Model 244390

Model 277090

Model 3602

Model 278802

Model 241408

Model 241409

Optional accessories

Model	**Name**	**Description**	**Compatible models**
3610	Funnel extension	Extends bowl diameter to 24 1/2 in. *(622,3 mm)*	3617, 3618
277208	Drain spigot	Allows gravity drain from bottom of tank	3617, 3618
276411	Camlock coupler	3/4 in. female camlock coupler x 3/4 in. female NPT	3617, 3618
244390*	Dry-break coupler	3/4 in. female dry-break coupler	3650
277090	Camlock cap	3/4 in. camlock cap with chain	3617, 3618
3602*	Magnetic tool tray	For use with metal drains to hold tools, small parts and fasteners	3601, 3614, 3617, 3618, 3650, 3652, 3675, 3677
278802	Rotary pump adapter	For use to replace the camlock evacuation connector with a rotary pump for transfering fluid in or out of the reservoir	3626, 3627
241408*	Coupler	1 in. NPT (f) coupler for use in volume transfer and evacuation systems	-
241409*	Nipple	1 in. NPT (f) nipple for use in volume transfer and evacuation systems	-

*⚠**WARNING** California Proposition 65: Cancer and reproductive harm. www.P65Warnings.ca.gov

Fluid evacuator

Evacuators utilize a powerful compressed-air operated venturi vacuum for quick evacuation of fluid reservoirs. They are most commonly used to extract oil or transmission fluid directly through the dipstick tube, eliminating the need to lift a vehicle and reducing the risk of spills. Pump-assist models feature a male camlock connector extending from the top of the reservoir for attaching to a diaphragm pump or other fluid transfer system.

Model 3650 20 gallon *(75 liter)* fluid evacuator

Model 3650 features a stable, low-profile tank design with two ball-bearing swivel casters and two fixed-axle wheels. Three flexible and two rigid wands are included, as well as dipstick tube adapters for BMW, Mercedes and Volkswagen brand vehicles.

Features

- 3/4 in. male camlock connection for connecting to fluid transfer system
- 10 ft. *(3 m)* long wire-reinforced evacuation hose
- Volume-level sight tube
- Vacuum-level gauge

Model 3650

Fluid evacuator technical data

Model	**3650**
Capacity	20 gal. *(75,71 liter)*
Maximum air pressure	150 psi *(10 bar)*
Minimum air pressure	90 psi *(6 bar)*
Maximum fluid temperature	176 °F *(80 °C)*
Reservoir material	Steel
Front wheels (qty. 2) – swivel casters	4 in. *(101,6 mm)*
Rear wheels (qty. 2) – fixed-axle	6 in. *(152,4 mm)*
Size	18 x 28 x 36 in. *(457 x 711 x 914 mm)*

Model 276751

Model 276752

Model 276753

Model 276754

Model 276755

Model 276756

Model 276757

Model 276758

Standard accessories

Model	Name	Compatible models
276751	Mercedes oil dipstick tube adapter	3650
276752	BMW oil dipstick tube adapter	3650
276753	Volkswagen oil dipstick tube adapter	3650
276754	0.20 in. *(5 mm)* diameter x 31 in. *(790 mm)* long flexible extraction wand (red)	3650
276755	0.24 in. *(6 mm)* diameter x 31 in. *(790 mm)* long flexible extraction wand (clear)	3650
276756	0.31 in. *(8 mm)* diameter x 31 in. *(790 mm)* long flexible extraction wand (yellow)	3650
276757	0.20 in. *(5 mm)* diameter x 31 in. *(790 mm)* long rigid extraction wand	3650
276758	0.24 in. *(6 mm)* diameter x 31 in. *(790 mm)* long rigid extraction wand	3650
278363	0.20 in. *(5 mm)* diameter x 28 in. *(700 mm)* long, rigid extraction wand	3637, 3639
278364	0.23 in. *(6 mm)* diameter x 28 in. *(700 mm)* long, rigid extraction wand	3637, 3639
278365	0.20 in. *(5 mm)* diameter x 28 in. *(700 mm)* long, flexible extraction wand	3637, 3639
278366	0.23 in. *(6 mm)* diameter x 28 in. *(700 mm)* long, flexible extraction wand	3637, 3639
278367	0.31 in. *(8 mm)* diameter x 28 in. *(700 mm)* long, flexible extraction wand	3637, 3639
278368	0.28 in. *(7 mm)* diameter x 39 in. *(1 000 mm)* long, flexible extraction wand	3637, 3639
278369	BMW adapter	3637, 3639
278370	VW adapter	3637, 3639

Model 277208

Model 276411

Model 244390

Model 278697

Model 3602

Optional accessories

Model	Name	Description	Compatible models
277208	Drain spigot	Allows gravity drain from bottom of tank	3650
276411	Camlock coupler	3/4 in. female camlock coupler x 3/4 in. female NPT	3650
244390*	Dry-break coupler	3/4 in. female dry-break coupler	3650
278697	Air regulator assembly	Replaces air chuck valve to allow connection of shop air using a standard Milton M-style quick-change fitting	3635, 3639
3602*	Magnetic tool tray	For use with metal drains to hold tools, small parts and fasteners	3601, 3614, 3617, 3618, 3650, 3652, 3675, 3677

*⚠**WARNING** California Proposition 65: Cancer and reproductive harm. www.P65Warnings.ca.gov

Low-profile truck drains

Low-profile truck drains offer a low-profile design that can be easily positioned under high-clearance vehicles for capturing used fluids including motor oil, coolant and transmission fluid.

Features

- Low-profile design – only 7 3/4 in. *(197 mm)* tall
- Large 20 x 29 in. *(510 x 735 mm)* recessed area for capturing fluid
- Removable metal screen keeps out parts and debris
- Recessed pockets at each corner provide storage for drain plugs and filters.

Model 3665 17 gallon *(65 liter)* truck drain

Features a 6 ft. *(1,8 m)* long discharge hose with a 3/4 in. camlock style connector and cap. The hose extends from the bottom of the reservoir and can be connected to diaphragm pump or other fluid transfer system to evacuate fluid from the reservoir.

Model 3667 17 gallon *(65 liter)* truck drain

Features a rotary hand pump mounted horizontally to the front of the reservoir and a 6 ft. *(1,8 m)* long discharge hose with a steel J-hook installed at the outlet. Fluid is discharged from the reservoir by manually operating the pump.

Model 3669 17 gallon *(65 liter)* truck drain

Features a durable 120 V electric pump installed below the front of the reservoir. The pump operates when plugged into a standard power outlet and discharges fluid through a 6 ft. *(1,8 m)* hose with steel J-hook.

Model 3665

Model 3667

Model 3669

7

Truck drain technical data

Model	3665*	3667*	3669*
Capacity	17 gal. *(65 liter)*	17 gal. *(65 liter)*	17 gal. *(65 liter)*
Overall height	7.75 in. *(195 mm)*	7.75 in. *(195 mm)*	7.75 in. *(195 mm)*
Reservoir material	Polypropylene	Polypropylene	Polypropylene
Wheels (qty. 4) – pivoting	4 in. *(100 mm)*	4 in. *(100 mm)*	4 in. *(100 mm)*
Size (handle not included)	44 x 28 x 7.5 in. *(1 120 x 710 x 190 mm)*	60 x 28 x 7.5 in. *(1 525 x 710 x 190 mm)*	60 x 28 x 7.5 in. *(1 525 x 710 x 190 mm)*
Pump output	–	1 gal. *(3,8 liter)*/15 revolutions	1 gal. *(3,8 liter)*/minute (10W-30 at room temperature) 2.6 gal. *(9,8 liter)*/minute (antifreeze)

*⚠ **WARNING** California Proposition 65: Cancer and reproductive harm. www.P65Warnings.ca.gov

Model 84714

Truck drain

Truck drains feature a low-profile design for collecting used fluids under RVs, trucks and other off-road equipment, without the need for a lift or jack. A long T-handle extending from the front of the reservoir allows the user to conveniently maneuver the drain into position. Once full, the reservoir can be emptied by gravity or with the use of an external pump.

Features

- Low profile design – only 8 1/2 in. *(216 mm)* tall
- Internal baffles and 2 in. *(50,8 mm)* wide lip reduces splash
- Removable metal screen keeps out parts and debris
- Dual female 3/4 in. NPT drain ports

Model 84714 20 gallon *(75 liter)* truck drain

Model 84714 features heavy-duty welded steel construction and a unique three-wheel design that allows the operator to steer the drain into position. A front port located at the bottom of the reservoir allows fluid to drain by gravity, while a second port located on the back is designed for evacuation using an external pump. Two internal baffles and a 2 in. *(50,8 mm)* wide lip around the top of the reservoir reduces splash during draining and movement.

Truck drain technical data

Model	**84714**
Capacity	20 gal. *(75,71 liter)*
Overall height	8.5 in. *(216 mm)*
Ground clearance	3/4 in. *(19 mm)*
Reservoir material	Steel
Front wheels (qty. 1) – pivoting	4 in. *(101,6 mm)*
Rear wheels (qty. 2) – fixed axle	6 in. *(152,4 mm)*
Drain ports	3/4 in. female NPT
Size (handle not included)	36 x 23.5 x 8.5 in. *(914 x 597 x 216 mm)*

Model 4105

Model 277208

Model 276411

Model 277645

Model 277090

Model 244390

Optional accessories

Model	Name	Description	Compatible models
4105 *	Evacuation kit	3/4 in. camlock kit for pump-assist evacuation through lower port	84714, 276411
277208	Drain spigot	Allows gravity drain through lower port	84714
276411	Camlock coupler	3/4 in. female camlock coupler x 3/4 in. female NPT	277645
277645	Camlock fitting	3/4 in. male camlock fitting x 3/4 in. male NPT	84714, 276411
277090	Camlock cap	3/4 in. camlock cap with chain	277645, 4105
244390 *	Dry-break coupler	3/4 in. female dry-break coupler	–

*⚠**WARNING** California Proposition 65: Cancer and reproductive harm. www.P65Warnings.ca.gov

Model 3662

Model 84700



Pit drains

Pit drains are designed for track-mounting in service pits or drive over applications. Two wheels extend from each side of the reservoir on axles that can be adjusted to fit varying track widths. Reservoirs have two opposing 3/4 in. NPT ports for connecting to an external evacuation pump and/or for connecting multiple drains in tandem. All models feature heavy-duty steel construction with internal baffles to reduce splash and a removable steel debris screen.

Features

- Four wheel and axle assemblies extend and lock to fit varying track widths
- Internal baffles reduce splash during movement
- Removable steel screen keeps out parts and debris
- Shutoff valve and 3/4 in. male camlock connector with dust cap included

Model 3662 13 gallon *(50 liter)* pit drain

Features a compact, low-profile design for applications with restricted clearance. Reservoir is made from drawn steel with rounded corners. A handle is welded to each end for improved maneuverability.

Model 84700 30 gallon *(115 liter)* pit drain

Large capacity welded steel reservoir glides smoothly on 4 in. *(101,6 mm)* diameter polyurethane wheels. Includes model 92572 removable splash shield to focus oil stream into reservoir.

Pit drain technical data

Model	3662	84700*
Capacity	13 gal. *(49,2 liter)*	30 gal. *(113,6 liter)*
Overall height	8 in. *(203 mm)*	9.3 in. *(236 mm)*
Track width	28 to 50 in. *(711 to 1 270 mm)*	36 to 49.5 in. *(914 to 1 257 mm)*
Reservoir material	Steel	Steel
Wheel quantity	4	4
Wheel diameter	2 in. *(50,8 mm)*	4 in. *(101,6 mm)*
Drain ports	3/4 in. male NPT	3/4 in. male NPT
Size	32.3 x 24.5 x 8 in. *(820 x 622 x 203 mm)*	36 x 28 x 9.3 in. *(914 x 711 x 236 mm)*

*⚠ **WARNING** California Proposition 65: Cancer and reproductive harm. www.P65Warnings.ca.gov

Model 276411

Model 244390

Optional accessories

Model	Name	Description	Compatible models
276411	Camlock coupler	3/4 in. female camlock coupler x 3/4 in. female NPT	277645
244390*	Dry-break coupler	3/4 in. female dry-break coupler	–

*⚠**WARNING** California Proposition 65: Cancer and reproductive harm. www.P65Warnings.ca.gov

Diaphragm pump evacuation kits

Diaphragm pump kits provide a clean, safe method for evacuating used fluids from collection equipment such as portable drains and evacuators, and pumping it through an enclosed system to a remote storage tank. Any type of used fluid equipment fitted with a 3/4 in. camlock coupler can be easily connected to the pump and evacuated. Kits include an air-operated double-diaphragm pump with wall-mount bracket, as well as all recommended air supply, fluid extraction and fluid discharge fittings, components and accessories.

Features

- Premium air-operated double-diaphragm pump for long maintenance free operation
- Large inlet T-strainer prevents debris from entering the pump
- Designed for use with all Lincoln pump-assist fluid collection equipment
- For diaphragm pump specifications **(→ page 98).**

Model 4100 1 in. UL-listed diaphragm pump evacuation kit

Features 1 in. UL-listed aluminum double-diaphragm pump (model 85634), recommended for transferring flammable liquids including used oil, ATF fluid, diesel and kerosene.

Model 4102 1 in. non-UL diaphragm pump evacuation kit

Features 1 in. non-UL aluminum double-diaphragm pump (model 85627), recommended for transferring non-flammable liquids including transmission fluid, coolant, and washer fluid.

Model 4104 1/2 in. non-UL diaphragm pump evacuation kit

Features 1/2 in. non-UL aluminum double-diaphragm pump (model 85631), for transferring non-flammable liquids including transmission fluid, coolant, and washer fluid.

Model 4100

Model 4104

Diaphragm pump evacuation kit technical data

Model	4100*	4102*	4104*
Pump			
Model	85634	85627	85631
Description	1 in. *(25,4 mm)*	1 in. *(25,4 mm)*	1/2 in. *(12,7 mm)*
Body material	Aluminum	Aluminum	Aluminum
Wetted or soft parts	Buna-N	Buna-N	Buna-N
Max. recommended air pressure	50 psi *(3,4 bar)* flammable liquids 125 psi *(8,6 bar)* others	125 psi *(8,6 bar)*	100 psi *(6,9 bar)*
Suction connector	3/4 in. female camlock	3/4 in. female camlock	3/4 in. female camlock
Discharge outlet	3/4 in. male NPT	3/4 in. male NPT	3/4 in. male NPT
Air inlet size	3/8 in. male NPT	3/8 in. male NPT	1/4 in. male NPT

*⚠ **WARNING** California Proposition 65: Cancer and reproductive harm. www.P65Warnings.ca.gov

Model 276291

Model 277645

Model 277090

Model 273607

Model 274879

Model 4105

Model 84816

Model 84815

Model 84824

Model 4110

Model 85257

Optional accessories

Model	Name	Description	Compatible models
276291	Camlock fitting	3/4 in. male camlock fitting x 3/4 in. female NPT	4100, 4102, 4104
277645	Camlock fitting	3/4 in. male camlock fitting x 3/4 in. male NPT	4100, 4102, 4104
277090	Camlock cap	3/4 in. camlock cap with chain	276291, 277645, 4105
273607*	Ball valve	3/4 x 3/4 in. ball valve for backflow prevention	4100, 4102, 4104
274879*	Check valve	3/4 x 3/4 in. check valve for backflow prevention	4100, 4102, 4104
4105*	Evacuation kit	3/4 in. camlock drain conversion kit	4100, 4102, 4104
84816	4-way valve	Four port, two-position valve enables one pump to evacuate and dispense fluid from a single tank. Ports are 1 in. NPT.	4100, 4102, 4104
84815	Overfill warning valve	For single-wall tanks and drums. Sounds whistle and shuts off air-supply when fluid rises above preset level. Requires connection to compressed air. 1/4 in. NPT air inlet and outlet ports.	4100, 4102, 4104
84824	Overfill warning valve	For double-wall tanks. Sounds whistle and shuts off air-supply when fluid rises above preset level. Requires connection to compressed air. 1/4 in. NPT air inlet and outlet ports.	4100, 4102, 4104
4110*	Dipstick evacuation kit	Enables diaphragm pump to be used for fluid evacuation from reservoirs or through dipstick tube. Includes 10 ft. *(3 m)* suction hose, five evacuation wands and wand holder. For wand specifications **(→ page 169).**	4100, 4102, 4104
85257	Wall-mount bracket	For use with 1/4, 1/2 and 1 in. diaphragm pumps (included with models 4100, 4102 and 4104).	4100, 4102, 4104

*⚠**WARNING** California Proposition 65: Cancer and reproductive harm. www.P65Warnings.ca.gov

Used fluid collection equipment – general

Model 3652

Model 3652 6 gallon *(22 liter)* fluid evacuator

Combines a compact, portable tank design with a powerful compressed-air operated venturi vacuum for quick, clean, and convenient extraction of engine oil or transmission fluid through the dipstick tube, or for other general fluid extraction needs. Three flexible and two rigid wands are included, as well as dipstick tube adapters for BMW, Mercedes, and Volkswagen brand vehicles. Tank is emptied by removing a wide-mouth cap and tilting to pour.

Features

- Portable 6 gallon *(22 liter)* capacity heavy-duty welded steel tank
- 10 ft. *(3 m)* long wire-reinforced evacuation hose
- Rolls smoothly on two 5 in. *(13 cm)* fixed axle wheels with rubber treads
- Easy-to-read volume level sight tube
- Vacuum level gauge

Model 3652 technical data

Model	**3652***
Capacity	6 gal. *(22 liter)*
Maximum air pressure	150 psi *(10 bar)*
Minimum air pressure	90 psi *(6 bar)*
Maximum fluid temperature	176 °F *(80 °C)*
Reservoir material	Steel
Wheels (qty. 2) – fixed-axle	5 in. *(127 mm)*
Size	14 x 14 x 29.8 in. *(356 x 356 x 757 mm)*

*⚠ **WARNING** California Proposition 65: Cancer and reproductive harm. www.P65Warnings.ca.gov

Model 276751

Model 276752

Model 276753

Model 276754

Model 276755

Model 276756

Model 276757

Model 276758

Standard accessories for model 3652

Model	Name
276751	Mercedes oil dipstick tube adapter
276752	BMW oil dipstick tube adapter
276753	Volkswagen oil dipstick tube adapter
276754	0.20 in. *(5 mm)* diameter x 31 in. *(790 mm)* long flexible extraction wand (red)
276755	0.24 in. *(6 mm)* diameter x 31 in. *(790 mm)* long flexible extraction wand (clear)
276756	0.31 in. *(8 mm)* diameter x 31 in. *(790 mm)* long flexible extraction wand (yellow)
276757	0.20 in. *(5 mm)* diameter x 31 in. *(790 mm)* long rigid extraction wand
276758	0.24 in. *(6 mm)* diameter x 31 in. *(790 mm)* long rigid extraction wand

Model 3602

Optional accessories

Model	Name	Description	Compatible models
3602*	Magnetic tool tray	For use with metal drains to hold tools, small parts and fasteners	3601, 3614, 3617, 3618, 3635, 3637, 3639, 3650

*⚠**WARNING** California Proposition 65: Cancer and reproductive harm. www.P65Warnings.ca.gov

Model 3605 4.5 gallon *(17 liter)* pedestal drain

The combined light weight and slim size of model 3605 make it easy to position and maneuver under lift-mounted vehicles, and convenient to store in shops with limited space. The 13 in. *(330,2 mm)* diameter, 4 1/2 gallon *(17 liter)* capacity bowl has a hinged cover that extends to catch streaming oil. When full, the bowl is lifted off the stand and placed onto a specially designed adapter that opens a spring-actuated valve, allowing fluid to drain into a drum or storage tank. The stand has a quick-release latch that automatically locks at the desired height.

Features

- Hinged lid opens to catch oil stream
- Self-locking, quick-release height adjustment latch
- Spring-actuated drain valve
- Includes automatic drain adapter for containers with 2 in. bung opening

Model 3605

Model 82460

Model 83386

Pedestal drain technical data

Model	**3605**
Capacity	4 1/2 gal. *(17 liter)*
Bowl diameter	13 1/2 in. *(343 mm)*
Bowl configuration	Center mount
Reservoir material	Steel
Minimum height	46 in. *(1 168 mm)*
Maximum height	76 in. *(1 930 mm)*
Base diameter	18 in. *(457 mm)*

Standard accessories

Model	Name	Description
82460	Drain adapter	Opens spring-actuated valve to allow fluid to drain from bowl. Fits containers with 2 in. bung openings.
83386	Bowl assembly	13 in. *(343 mm)* diameter, 4 1/2 gallon *(17 liter)* bowl with hinged lid and spring-acutated drain valve

Model 613DK

Includes drum

Model 3644

Drum not included

Drum drains

Drum drains utilize a standard 16 gallon/ 120 lb. *(60 liter/54 kg)* steel drum as a fluid reservoir. They have a portable upright configuration commonly used for collecting fluids under lift-mounted vehicles. All models include a collection bowl, lid assembly with fluid level gauge and height-adjustable tube, and 17 in. *(432 mm)* square base with four 2 1/2 in. *(63,5 mm)* ball-bearing swivel casters. Drains can be emptied using a gravity spigot (included with model 613DK) or pump-assist evacuation kit 247748 (sold separately).

Features

- Simple yet durable heavy-duty steel construction
- Volume level indicator
- Height-adjustable from 42 to 68 in. *(1 067 to 1 727 mm)*
- Models available with and without drum

Model 613DK 16 gallon *(60 liter)* drum drain

Complete drum drain kit including 16 gallon/ 120 lb. *(60 liter/54 kg)* steel drum, 14 in. *(355,6 mm)* diameter drain bowl, and gravity spigot.

Model 613 16 gallon *(60 liter)* drum drain

Same as 613DK except without drum. User must supply standard 16 gallon/120 lb. *(60 liter/54 kg)* drum and drain spigot.

Model 3644 16 gallon *(60 liter)* drum drain

Same as model 613 except with 20 in. *(508 mm)* diameter steel drain bowl. User must supply standard 16 gallon/120 lb. *(60 liter/54 kg)* drum and drain spigot.

Drum drain technical data

Model	**613DK**	**613**	**3644**
Capacity	16 gal. *(60 liter)*	16 gal. *(60 liter)*	16 gal. *(60 liter)*
Bowl diameter	14 in. *(355,6 mm)*	14 in. *(355,6 mm)*	20 in. *(508 mm)*
Drum included	Yes	No	No
Wheels (qty. 4) – swivel caster	4 in. *(101,6 mm)*	4 in. *(101,6 mm)*	4 in. *(101,6 mm)*
Minimum height	42 in. *(1 067 mm)*	42 in. *(1 067 mm)*	42 in. *(1 067 meter)*
Maximum height	68 in. *(1 727 mm)*	68 in. *(1 727 mm)*	68 in. *(1 727 mm)*
Size	17 x 17 x 42 in. *(432 x 432 x 1 067 mm)*	17 x 17 x 42 in. *(432 x 432 x 1 067 mm)*	17 x 17 x 42 in. *(432 x 432 x 1 067 mm)*

Model 91197

Model 82786

Model 3608

Model 66493

Model 70526

Model 247748

Optional accessories

Model	Name	Description	Compatible models
91197	14 in. *(356 mm)* diameter bowl	Standard on models 613 and 613DK; optional on model 3644	613, 613DK, 3644
82786	14 in. *(356 mm)* diameter bowl with lid	Includes hinged lid with latch	613, 613DK, 3644
3608	20 in. *(508 mm)* diameter bowl	Standard on model 3644; optional on models 613 and 613DK	613, 613DK, 3644
66493	16 gallon/120 lb. *(60 liter/54 kg)* drum	Steel drum with 1 in. NPT port for drain spigot. Standard on model 613DK; optional on models 613 and 3644	613, 613DK, 3644
70526	Drain spigot	Gravity drain spigot with 1 in. male NPT. Standard on model 613DK; optional on models 613 and 3644	613, 613DK, 3644
247748	Diaphragm pump evacuation kit	Includes fluid pick-up tube and 3/4 in. male camlock fitting for connection to diaphragm pump or other fluid transfer system. Installs to lid so that fitting extends straight up	613, 613DK, 3644

Model 615* suction gun

Holds up to 18 oz. *(532 cm³)* of fluid. Flexible nozzle for transmission, differential or oil filter service. Precision follower fitted to barrel for superior suction and is impervious to oil, grease and water. Finished in rust-resistant, powder coated blue paint.

Model G150* suction gun

17 oz. *(503 cm³)* capacity with 12 in. *(304,8 mm)* flex hose. Perfect for draining and filling differentials, clutches, power steering reservoirs and transmissions. Needs no priming. Features heavy-duty steel barrel, electro-static, corrosion-resistant finish and non-slip knurling.

Model 615

*** ⚠ WARNING**

California Proposition 65:
Cancer and reproductive harm
www.P65Warnings.ca.gov

Model G150

Model 279092 – oil package

Premium lube trolley package

Designed for convenience and portability, Lincoln's premium lube trolley package comes complete with all components needed for dispensing oil or grease directly from 55 gal. *(208 l)* or 400 lb. *(181 kg)* drums. Suitable for servicing a full range of vehicles, as well as industrial and machinery processes.

Includes a pneumatically operated Lincoln pump for oil or grease, a durable hose reel, metering device, air control with filter/regulator/gauge and connection hoses and fittings.

Features:

- Packaged with all necessary components
- Durable, heavy-duty construction
- Dispenses lubricant directly from 55 gal. *(208 l)* (oil) or 400 lb. *(181 kg)* (grease) drums
- Maneuvers easily on uneven surfaces in shop or factory
- Makes dispensing possible without installed overhead reels or bench tanks
- SKF and Lincoln resources ensure maximum reliability and lowest cost of ownership

Model 279091 – grease package

Available packages

Model no.	Description
Package 279092 – oil	
284168	Series 25 universal 3:1 pump
94335	Heavy-duty reel with 30 ft. *(9 m)* hose
982	Electronic meter with flexible extension measures pints, quarts, gallons or liters
602134	Air control with filter/regulator/gauge
–	Oil connection hoses and fittings
Package 279091 – grease	
926	Series 20 50:1 pump with cover
83366	Follower for 400 lb. *(181 kg)* drums
94533	Heavy-duty reel with 30 ft. *(9 m)*, high-pressure hose
740	Heavy-duty control valve
81387	Universal swivel
602134	Air control with filter/regulator/gauge
–	Grease connection hoses and fittings

Fuel transfer pump

Lincoln's model 1550 fuel transfer pump quickly delivers diesel, kerosene or mineral spirits from both mobile and stationary tanks. Its durable cast-iron housing, long-life, low-friction vanes, special seal design, UL-listed motor and stainless steel outlet adapter provide reliability in even the harshest environments.

The pump's unique, three-piece, telescoping pick-up tube is suitable for a wide range of tank depths and designs, and its 360-degree, locking bung enables the operator to properly position the pump.

Model 1550 fuel transfer pump

- Self-priming, cast-iron pump
- Insulated, weatherproof design
- Stainless steel 90-degree hose adapter
- 1 in. *(25,4 mm)* pump inlet and outlet offer high flow rate
- 360-degree, locking bung for proper positioning
- Three-piece telescoping pick-up tube for varying tank depths
- Pre-wired, heavy-gauge, 18 ft. *(5,5 m)* cable for operator convenience
- 13 ft. *(4 m)*, commercial-grade, kink-resistant, anti-static hose
- Long-life, low-friction polymer vanes provide extended service intervals

Model 1550

Fuel transfer pump technical data

Model	**1550**
Voltage	12 V DC
Flow rate	15 gal./min. *(57 l/min.)*
Pump inlet/outlet	1 in. *(25,4 mm)* NPT
Hose connection	3/4 in. *(19 mm)* NPT
Power cord length	18 ft. *(5,5 m)* with heavy-duty connectors
Duty cycle	30 min.
Locking bung	Yes
Hose	13 ft. x 3/4 in. ID *(4 m x 19 mm ID)*
UL-listed motor	Yes
Inlet filter	Yes
Outlet adapter	Stainless steel

Model 3675

Fuel caddies

Designed for the safe transfer and storage of fuel before, during and after repairs which require the removal of a vehicle's fuel tank. Offers features/components specially designed for use with volatile liquids.

Features

- Premium 2-way rotary pump dispenses fuel at a rate of 1 gal. *(4 liters)* per 12 revolutions
- Specially designed for use with unleaded gasoline, kerosene and diesel fuels
- 100% leak-tested welded-steel tank
- Portable, tilt-to-roll design requires minimal floor space

Model 3675* 25 gallon *(95 liter)* fuel caddy

- Large capacity 25 gal. *(95 liter)* heavy-duty welded steel tank
- 2-way rotary pump dispenses or extracts fuel depending on the direction of rotation
- Large 8 in. *(200 mm)* diameter rubber wheels
- Easy-to-read sight gauge clearly indicates fuel volume in tank
- Screened filler neck allows fuel to be poured in manually
- Fire-screened vent cap prevents tank pressurization

Model 3677 25 gallon *(95 liter)* fuel caddy with 2-way filter

Same as model 3675, but includes automatic 2-way filter system that uses two common spin-on filters to remove particulates while dispensing or extracting fuel.

Model 3677

Fuel caddy technical data

Model	**3675***	**3677**
Capacity	25 gal. *(95 liter)*	25 gal. *(95 liter)*
Reservoir material	Steel	Steel
Pump output – revolutions/gal. *(liter)*	12	12
Wheels (qty. 2)	8 in. *(203 mm)* diameter	8 in. *(203 mm)* diameter
Hose length	7 ft. *(2 134 mm)*	7 ft. *(2 134 mm)*
Size	22.5 x 20.5 x 44 in. *(572 x 521 x 1 118 mm)*	22.5 x 20.5 x 44 in. *(572 x 521 x 1 118 mm)*

*⚠ **WARNING** California Proposition 65: Cancer and reproductive harm. www.P65Warnings.ca.gov

Model 3612

Model 277464

Model 3602

Optional accessories

Model	**Name**	**Description**	**Compatible with**
3612*	2-way filter system	Filters fuel through independent replaceable filters. Standard on model 3677; optional on model 3675	3675, 3677
277464	Replacement filter	1 in.-12 UNF spin-on style fuel filter, 3/4 in. *(19 mm)* opening	3612, 3677
3602*	Magnetic tool tray	For use with metal drains to hold tools, small parts and fasteners	3601, 3614, 3617, 3618, 3650, 3652, 3675, 3677

*⚠**WARNING** California Proposition 65: Cancer and reproductive harm. www.P65Warnings.ca.gov

Air line products and accessories

Air couplers and nipples **166**

Blow guns, tire inflators and siphon sprayers **169**

Filters, lubricators, regulators and gauges **171**
Miniature units 172
Gauges 173
Regulators, filters 174
Lubricators 175

Modular air care preparation systems and accessories **176**
AirCare regulators, filters and lubricators 176
AirCare systems accessories 186

Air line equipment accessories **188**

Air couplers

Blow guns

Air-operated sprayers

Miniature units

Filter-regulator with gauge-lubricator

Pressure switches

Model 815 1/4 in. (f)

Model 815 cut-away 1/4 in. (f)

Model 11659 1/4 in. (m)
Model 11660 1/8 in. (m)

Model 11661 1/4 in. (f)

Lincoln-style air couplers and nipples

Coupler and nipple can be joined without user pulling back on sleeve. A true quick-connect design!

Lincoln air couplers provide split-second coupling of grease guns, impact wrenches, paint sprayers and other air-operated equipment. Air flow products from Lincoln have the features and durability you demand for your business.

- Positive action locking mechanism so coupler cannot be detached accidentally.
- Extra large air passage insures greater air flow.
- Automatic air check valve shuts off air instantly when uncoupled, providing leak-proof seal.
- Corrosion-resistant steel plug and stainless steel check and check spring for long service life.
- Free swiveling action prevents curling or kinking of air hose.

Lincoln-style couplers and nipples for 1/4 in. ID

Models 815, 11659, 11660, 11661

250 psi *(17 bar)* maximum operating pressure. Extra-long stem of nipple and coupler body assures long service life, easy connections under severe operating conditions. Maximum air flow 52 scfm *(1,5 sm³/min.)* at 100 psi *(7 bar)*. Model 815 length 2 1/2 in. *(65 mm)*; diameter 1 1/16 in. *(37 mm)*; weight 4 1/2 oz. *(126 g)*.

Note: Model 11659 is available non-packaged for bulk orders as model 238394.

ARO-style couplers and nipples for 1/4 in. ID

Models 5862, 13329, 13331

Fits ARO style nipples for 1/4 in. ID hose. Maximum operating pressure 300 psi *(21 bar)*. 1/4 in. NPT (f) inlet. Maximum airflow 38 scfm *(1,1 sm³/min.)* at 100 psi *(7 bar)*. Length 2 in. *(50,8 mm)*; diameter 1 1/8 in. *(29 mm)*; weight 4 oz. *(113 g)*.

Model 13329 1/4 in. (f)

Model 13331 1/4 in. (f)

Automotive and Tru-Flate-style couplers and nipples for 3/8 in. ID

Models 5874, 5875

Maximum operating pressure 300 psi *(21 bar)*. Maximum airflow 100 scfm *(170 sm³/min.)* at 100 psi *(7 bar)*. Length 2 3/8 in. *(60,3 mm)*; diameter 1 in. *(25,4 mm)*; weight 4.8 oz. *(136 g)*.

Model 5874 3/8 in. (f)



Universal coupler

Model 5862

Fits all Automotive/Tru-Flate, ARO, and Industrial/Milton-style nipples for 1/4 in. ID hose. Maximum operating pressure 300 psi *(21 bar)*. 1/4 in. NPT (f) inlet. Maximum airflow 38 scfm *(1,1 sm³/min.)* at 100 psi *(7 bar)*. Length 2 in. *(50,8 mm)*; diameter 1 1/8 in. *(29 mm)*; weight 4 oz. *(113 g)*. Coupler and nipple can be joined without user pulling back on sleeve.

Model 5862



Model 5875 3/8 in. (m)

Model 632004
1/4 in. (f)



Model 630104
1/4 in. (m)

Model 630204
1/4 in. (f)

Model 642006
3/8 in. (f)



Model 640104
1/4 in. (m)

Model 640204
1/4 in. (f)

Model 652008
1/2 in. (f)

Model 650108
1/2 in. (m)

Model 650208
1/2 in. (f)

Industrial and Milton-style couplers and nipples for 1/4 in. ID (63 series)

Models 632004, 630104, 630204

Maximum operating pressure 250 psi *(17 bar)*. Maximum airflow 45 scfm *(1,3 sm³/min.)* at 100 psi *(7 bar)*. Length 1 3/4 in. *(44 mm)*; diameter 1 1/8 in. *(29 mm)*; weight 3 oz. *(85 g)*.

Industrial-style couplers and nipples for 3/8 in. ID (64 series)

Models 642006, 640104, 640204, 640106, 640206

Maximum operating pressure 250 psi *(17 bar)*. Maximum airflow 108 scfm *(3,1 sm³/min.)* at 100 psi *(7 bar)*. Length 2 1/16 in. *(52 mm)*; diameter 1 5/16 in. *(49 mm)*; weight 6 oz. *(170 g)*.

Industrial-style couplers and nipples for 1/2 in. ID (65 series)

Models 652008, 650108, 650208

Maximum operating pressure 200 psi *(14 bar)*. Maximum airflow 176 scfm *(5 sm³/min.)* at 100 psi *(7 bar)*. Length 2 3/4 in. *(70 mm)*; diameter 1 1/2 in. *(38 mm)*; weight 9 oz. *(255 g)*.

Air couplers/nipples designation system

xx	x	x	xx
Series	0 = nipple	1 = male	Thread size
	2 = coupler	2 = female	IN 1/16 in.

Blow guns, tire inflators and siphon sprayers

Blow guns

Model 840*

- Handy thumb-button design provides ease of operation
- Brass stem and synthetic packaging for service life
- Addition of air nipple permits quick connect or disconnect
- 1/4 in. NPT (f) inlet; 7/64 in. outlet diameter

Model 950*

- Same as model 840, except with air restricter
- Nozzle inlet maximum pressure 30 psi *(2,1 bar)* complies with Federal Safety Regulation 50-204.8 and OSHA 1910 242.B

Model 960*

- Light-weight cast aluminum pistol grip
- 1/4 in. NPT (f) inlet; 7/64 in. outlet diameter; height 5 3/4 in. *(146 mm)*
- Nozzle inlet maximum pressure 30 psi *(2,1 bar)* complies with Federal Safety Regulation 50-204.8 and OSHA 1910 242.B

Model 940*

- Same as model 960 less air restricter
- When used for large cleaning requirement or chip cleaning, regulated air pressure must not exceed federal recommended maximum

Model 5980*

- Thumb control provides comfort and ease of operation
- 1/4 in. NPT (f) inlet; 1/8 in. NPT (f)outlet

Model 5990 rubber tip for blow guns

- Rubber tip will not scratch surfaces
- Fits models 840, 940 and 5980 blow guns, as well as many competitive models
- 1/8 in. NPT (m) threads

Model 840

Model 960

Model 5980

Model 5990

***⚠ WARNING**

California Proposition 65:
Cancer and reproductive harm
www.P65Warnings.ca.gov

Model 939

Model 5983

Air-operated sprayers

Model 939

- Adjustable suction control varies fluid volume as needed.
- Strainer assembly in suction hose keeps out contaminants while assuring uninterrupted flow of fluid.
- 6 ft. *(1,8 m)* vinyl suction hose permits use with most any container from gallon jug to 55 gal. *(208 liter)* drum.
- Convenient addition of air coupler nipple permits quick coupling to any air hose.
- Rust and corrosion resistant – pistol grip handle includes brass stem and synthetic packing.
- Use with solvents or detergent solutions. Compatible with vinyl, aluminum and carbon steel.
- Standard air inlet 1/4 in. NPT (f).
- Powerful spray. Maximum operating pressure 200 psi *(14 bar)*.

Model 5983*

- Use with solvents or detergent solutions
- 1/4 in. NPT (f) inlet
- Maximum operating pressure 150 psi *(10 bar)*

Model 80423

Model 66951

Tire accessories

Model 80423 tire inflator

- 12 in. *(305 mm)* hose extension provides extra-reach capacity.
- Tapered chuck nut allows inflator to fit wheel covers on cars and light trucks.
- Dual chuck permits use on trucks with dual tires.
- Includes model 11659 nipple for use with model 815 coupler. Maximum inlet pressure 200 psi *(14 bar)*.
- 0 to 120 psi *(0 to 8 bar)* scale in 2 psi *(0,14 bar)* graduations.

Model 66951* air chuck

For inflating tire. 1/4 in. NPT (f) inlet.

***⚠ WARNING**

California Proposition 65:
Cancer and reproductive harm
www.P65Warnings.ca.gov

Lincoln regulators, filters and lubricators

A well-planned compressed air system virtually ensures minimum pressure loss in the system, and the removal of contaminants: water, compressor oil, etc. An inefficient system results in higher costs per unit of compressed air, improper or erratic tool operation, shortened component life and reduced capacity. Lincoln provides individual components and combined component systems to give you the highest quality for your compressed air tool operations.

Changes in air pressure can affect the performance of air-powered equipment. Most equipment will operate beyond recommended pressure, but this causes excess torque, force and wear and wastes compressed air. Lincoln air regulators eliminate this problem by providing the consistent pressure required for each tool, ensuring maximum life and working efficiency for your pneumatic equipment.

Air filters are essential for proper performance of air powered tools, equipment and machinery. Lincoln filters are designed to minimize water vapor and contaminates in the air supply. Install a large filter in the main distribution line immediately after the compression accumulator tank. Another smaller filter should be placed inline within 20 feet *(6,1 meter)* of the equipment it will protect. This ensures the removal of solid particles at point of use and most condensed moisture.

Most air-operated tools, equipment and components of air systems require oil lubrication for proper function and to ensure long service life. Lincoln air line lubricators are designed to meter precise amounts of lubricant into the air supply,improving the efficiency of cylinders, valves and air motors. Lubrication is automatically provided in a nearly constant oil-to-air ratio over a wide range of air flows. Air passing through the operated device is a very fine mist that can be carried over a long distance, serving more than one tool at a time.

Model 600003

Model 600103

Model 600203

Model 602203

Model 85672

Model 85674

Miniature units

Model 600003* miniature regulator

All brass construction with Buna N diaphragm. For 1/4 in. pipe size.
Maximum supply pressure:
300 psi *(20,68 bar)*.
Reduced pressure range:
0 to 125 psi *(0 to 8,62 bar)*.
Operating temperature range:
–40 to +180 °F *(–40 to +82 °C)*.
Diameter 1 3/8 in. *(35 mm)*, height 2 3/4 in. *(70 mm)*, weight 1/2 lb. *(0,23 kg)*

Model 600103* miniature filter

All brass construction with porous bronze filter (20 micron) element and shatter proof polycarbonate bowl. For 1/4 in. pipe size.
Maximum supply pressure:
200 psi *(13,79 bar)*.
Maximum operating temperature:
120 °F *(49 °C)*.
Diameter 1 9/16 in. *(40 mm)*, height 4 in. *(102 mm)*, weight 3/8 lb. *(0,17 kg)*

Model 600203* miniature lubricator

All brass construction with shatterproof polycarbonate bowl. For 1/4 in. pipe size.
Maximum supply pressure:
200 psi *(13,79 bar)*.
Maximum operating temperature:
120 °F (49 °C).
Oil viscosity limitation not over 800 S.S.U. [SAE #30 not under 85 °F *(29,4 °C)*].
Diameter 1 9/16 in. *(40 mm)*, height 4 3/8 in. *(111 mm)*, weight 1/4 lb. *(0,11 kg)*

Model 602203 miniature lubricator

Aluminum construction with shatterproof polycarbonate bowl. For 1/4 in. pipe size.
Maximum supply pressure:
150 psi *(10,3 bar)*.
Maximum operating temperature:
125 °F *(52 °C)*.
Diameter 1.45 in. *(37 mm)*, height 5.23 in. *(133 mm)*, weight 0.3 lb. *(0,14 kg)*

***⚠ WARNING**

California Proposition 65:
Cancer and reproductive harm
www.P65Warnings.ca.gov

Model 85672 miniature filter-regulator with gauge-lubricator

For 1/4 in. pipe size.
Maximum supply pressure:
150 psi *(10,3 bar)*
Operating temperature range:
0 to +150 °F *(–18 to +66 °C)*.
Diameter 1.45 in. *(37 mm)*, height 5.23 in. *(133 mm)*, weight 1.23 lbs. *(0,6 kg)*

Model 85674 miniature filter-lubricator

For 1/4 in. pipe size.
Maximum supply pressure:
150 psi *(10,3 bar)*
Operating temperature range:
0 to +125 °F *(–18 to +52 °C)*.
Diameter 1.45 in. *(37 mm)*, height 5.23 in. *(133 mm)*, weight 0.9 lbs. *(0,4 kg)*

Gauges

Model 66100

Model 600401

Model 247843

Model 66100 gauge

Registers pressures up to 200 psi *(13,79 bar)*. Dial diameter 2 in. *(50,8 mm)*. 1/4 in. NPT (m) bottom connection. Calibrated both in psi and kg/cm^2.

Model 66101 gauge

Same as model 66100 except 1/8 in. NPT (m) bottom connection.

Model 600401 gauge

Same as model 66100 except with 1/4 in. NPT center back connection.

Model 66111 gauge

Same as model 66100 except registers to 5 000 psi *(345 bar)*.

Air line equipment accessories – pressure gauges

Available in 1/8 and 1/4 in. NPT back and bottom connections

Model	Regulator size	Gauge size		Connection	Maximum pressure	
	in.	in.	mm	in.	psi	bar
247843*	1/4 and 3/8	1 1/2		1/8 NPT (back)	0 to 160	0 to 11
247844*	1/2, 3/4 and 1	2	51	1/4 NPT (back)	0 to 160	0 to 11
247863*	1/2, 3/4 and 1	2	51	1/4 NPT (back)	0 to 300	0 to 20
66100*	–	2	51	1/4 NPT (bottom)	0 to 200	0 to 14
66101*	–	2	51	1/8 NPT (bottom)	0 to 200	0 to 14
600401*	–	2	51	1/4 NPT (back)	0 to 200	0 to 14
66111*	–	2	51	1/4 NPT (bottom)	0 to 5 000	0 to 345

*⚠**WARNING** California Proposition 65: Cancer and reproductive harm. www.P65Warnings.ca.gov

Model 600004

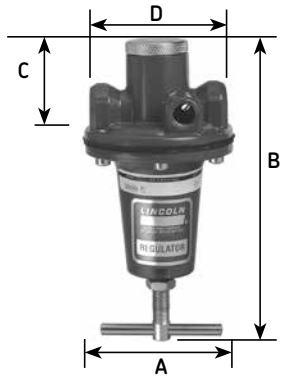

Regulators

Die-cast zinc construction with stainless steel strainer and renewable brass seat. Diaphragm and disc are oil-resistant Buna-N. Secondary pressure side gauge connections are 1/4 in. NPT (f) and are sealed with removable pipe plugs. Maximum supply pressure is 300 psi *(20,68 bar)* for all sizes listed. Operating range 0 to 250 psi *(0 to 17,24 bar)*. Operating temperature range is 40 to 120 °F *(4 to 49 °C)*.

Regulators

Model	Size	Dimensions A		B		C		D		Weight	
	in.	in.	mm	in.	mm	in.	mm	in.	mm	lbs.	kg
600004*	1/4	3	76	6	152	1 3/8	35	2 3/8	60	1.8	0,8
600006*	3/8	3	76	6	152	1 3/8	35	2 3/8	60	1.8	0,8
600008*	1/2	3 9/16	90	7	178	1 1/2	38	3 1/4	83	2.8	1,3
600012*	3/4	4 11/16	119	10	254	1 7/8	48	4 3/8	111	6.2	2,8
600016*	1	4 11/16	119	10	254	1 7/8	48	4 3/8	111	6.2	2,8

*⚠**WARNING** California Proposition 65: Cancer and reproductive harm. www.P65Warnings.ca.gov

Model 600104P



Filters

Constructed of die-cast zinc with 40 micron filter element of porous bronze. Metal bowl with sight glass. Maximum supply pressure 250 psi *(17,24 bar)*. Maximum temperature 150 °F *(66 °C)*.

Filters

Model	Size	Capacity size		Dimensions A		B		C		D		Weight	
	in.	oz.	cm3	in.	mm	in.	mm	in.	mm	in.	mm	lbs.	kg
600104P*	1/4	5	142	2 15/16	75	5 5/8	143	5 1/8	130	2 13/16	71,4	1.8	0,8
600106P*	3/8	5	142	2 15/16	75	5 5/8	143	5 1/8	130	2 13/16	71,4	1.8	0,8
600108P*	1/2	8	227	3 3/4	95	6 1/4	159	5 5/8	143	2 13/16	71,4	2.8	1,3
600112*	3/4	16	454	4 7/8	124	8 3/4	222	7 3/4	197	4 9/16	116	6.3	2,9
600116*	1	16	454	4 7/8	124	8 3/4	222	7 3/4	197	4 9/16	116	6.3	2,9

*⚠**WARNING** California Proposition 65: Cancer and reproductive harm. www.P65Warnings.ca.gov

Lubricators

Constructed of die-cast zinc. Metal bowl with sight glass. Maximum supply pressure 250 psi *(17,24 bar)*. Maximum temperature 150 °F *(66 °C)*. Oil viscosity maximum not over 800 S.S.U. [SAE #30 not under 85 °F *(29,4 °C)*].

Note: Oil adjustment may be made tamper-proof by removing "dial set" knob on all models. All sizes may be filled while under pressure.

Model 600204P



Lubricators

Model	Size	Capacity size		Dimensions A		B		C		D		Weight	
	in.	oz.	cm3	in.	mm	in.	mm	in.	mm	in.	mm	lbs.	kg
600204P*	1/4	5	142	2 15/16	75	7 5/8	194	5 5/8	143	2 13/16	71,4	2.2	1
600206P*	3/8	5	142	2 15/16	75	7 5/8	194	5 5/8	143	2 13/16	71,4	2.2	1
600208P*	1/2	8	227	3 3/4	95	8 1/8	206	5 3/4	146	2 13/16	71,4	3.3	1,5
600212*	3/4	16	454	4 7/8	124	10 1/2	267	7 7/8	200	4 9/16	116	4.2	1,9
600216*	1	16	454	4 7/8	124	10 1/2	267	7 7/8	200	4 9/16	116	4.2	1,9

*⚠**WARNING** California Proposition 65: Cancer and reproductive harm. www.P65Warnings.ca.gov

8

Model 82413* control assembly

Includes model 66100 gauge and model 600004 regulator. Inlet and outlet 1/4 in. NPT (f).

Model 600301* automatic drain conversion kit

Converts manual drain filter to automatic drain. Increases filter efficiency and eliminates problem of manual draining.

Model 82413

Model 600301

***⚠ WARNING**
California Proposition 65:
Cancer and reproductive harm
www.P65Warnings.ca.gov

Lincoln's modular AirCare regulators, filters and lubricators

- Modular components snap into place for quick assembly and service
- Wide selection of sizes, styles and capacities to meet specific application requirements

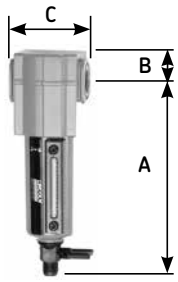

Model 602108

Modular air line filters

Model	Maximum pressure		Temperature range		Material of construction Body	Bowl	Material	Element particle size
	psi	bar	°F	°C				µ
602104	250	17	0 to 150	–18 to +66	Zinc	Zinc	Sintered polypropylene	40
602106	250	17	0 to 150	–18 to +66	Zinc	Zinc	Sintered polypropylene	40
602108	250	17	0 to 175	–18 to +79	Aluminum	Aluminum	Sintered polypropylene	40
602109	250	17	0 to 175	–18 to +79	Aluminum	Aluminum	Sintered polypropylene	40

Model 602008

Modular air line regulators

Model	Maximum pressure		Temperature range		Material of construction Body	Bonnet	Valve seal	Bottom plug	Secondary connections
	psi	bar	°F	°C					in.
602004	300	21	0 to 150	–18 to +66	Zinc	Acetal	Brass nitrile	Acetal	1/8 NPT (f)
602005	300	21	0 to 150	–18 to +66	Zinc	Acetal	Brass nitrile	Acetal	1/8 NPT (f)
602006	300	21	0 to 150	–18 to +66	Zinc	Acetal	Brass nitrile	Acetal	1/8 NPT (f)
602007	300	21	0 to 175	–18 to +79	Aluminum	Aluminum	Brass nitrile	Acetal	1/4 NPT (f)
602008	300	21	0 to 175	–18 to +79	Aluminum	Aluminum	Brass nitrile	Acetal	1/4 NPT (f)
602009	300	21	0 to 175	–18 to +79	Aluminum	Aluminum	Brass nitrile	Acetal	1/4 NPT (f)

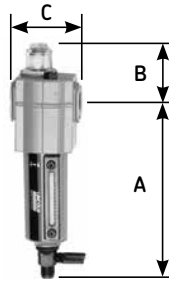

Model 602208

Modular air line lubricators

Model	Maximum pressure		Temperature range		Material of construction Body	Bowl	Sight feed dome
	psi	bar	°F	°C			
602204	250	17	0 to 150	–18 to +66	Zinc	Zinc	Transparent nylon
602206	250	17	0 to 150	–18 to +66	Zinc	Zinc	Transparent nylon
602208	250	17	0 to 175	–18 to +79	Aluminum	Aluminum	Transparent nylon

Recommended lubricants: misting type oil 50 to 200 SSU (ISO Grade 7 to 46) at 100 °F *(38 °C)*
Transparent nylon liquid level indicator lens

Model	Drain type	Size PTF	Dimensions A		B		C		Diameter		Weight	
		in.	in.	mm	in.	mm	in.	mm	in.	mm	lbs.	kg
602104	Manual	1/4	5.27	134	0.75	19	1.98	50	1.91	49	1.1	0,5
602106	Manual	3/8	5.27	134	0.75	19	1.98	50	1.91	49	1.1	0,5
602108	Manual	1/2	6.95	177	1.00	25	3.15	80	2.89	73	1.8	0,8
602109	Automatic	1/2	6.35	161	1.00	25	3.15	80	2.89	73	1.8	0,8

Model	Pressure range		Connection NPT (f)	Dimensions A		B		C		Diameter		Adjuster	Weight	
	psi	bar	in.	in.	mm	in.	mm	in.	mm	in.	mm		lbs.	kg
602004	5 to 150	0,3 to 10	1/4	4.0	102	1.31	33	2.0	51	3.2	81	T-handle	0.8	0,4
602005	5 to 150	0,3 to 10	1/4	2.88	73	1.31	33	2.0	51	3.2	81	Knob	0.8	0,4
602006	5 to 150	0,3 to 10	3/8	4.0	102	1.31	33	2.0	51	3.2	81	T-handle	0.8	0,4
602007	5 to 150	0,3 to 10	3/8	2.88	73	1.31	33	2.0	51	3.2	81	Knob	0.8	0,4
602008	10 to 250	0,7 to 17	1/2	5.95	151	1.69	43	3.15	80	5.1	130	T-handle	1.77	0,8
602009	5 to 150	0,3 to 10	1/2	5.0	127	1.69	43	3.15	80	5.1	130	Knob	1.77	0,8

Model	Connection NPT (f)	Bowl capacity		Dimensions A		B		C		Diameter		Weight	
	in.	oz.	ml	in.	mm	in.	mm	in.	mm	in.	mm	lbs.	kg
602204	1/4	2.0	57	5.27	134	1.63	41	1.98	50	1.91	49	1.1	0,5
602206	3/8	2.0	57	5.27	134	1.63	41	1.98	50	1.91	49	1.1	0,5
602208	1/2	7.0	198	6.95	177	2.12	54	3.15	80	2.89	73	1.6	0,7



Model 602138

Integrated/modular filter/regulator with gauge

Model	Maximum pressure		Temperature range		Element particle size	Pressure range	
	psi	bar	°F	°C	µ	psi	bar
602134	250	17	0 to 150	–18 to +66	40	5 to 150	0,3 to 10
602136	250	17	0 to 150	–18 to +66	40	5 to 150	0,3 to 10
602138	250	17	0.3 to 10	–18 to –12	40	5 to 150	0,3 to 10

Can be used with other AirCare modular components.



Model 85387-8

Modular air line combination units: filter-regulator with gauge-lubricator

Model	Maximum pressure		Temperature range		Element particle size	Pressure range		Capacity size	
	psi	bar	°F	°C	µ	psi	bar	oz.	ml
85387-4*	250	17	0 to 150	–18 to +66	40	5 to 150	0,3 to 10	2.0	57
85387-6*	250	17	0 to 150	–18 to +66	40	5 to 150	0,3 to 10	2.0	57
85387-8*	250	17	0 to 175	–18 to +79	40	5 to 150	0,3 to 10	7.0	198

Transparent nylon liquid level indicator lens.
*⚠**WARNING** California Proposition 65: Cancer and reproductive harm. www.P65Warnings.ca.gov



Model 85388-8

Modular air line combination units: filter-regulator with gauge

Model	Maximum pressure		Temperature range		Element particle size	Pressure range	
	psi	bar	°F	°C	µ	psi	bar
85388-4	250	17	0 to 150	–18 to +66	40	5 to 150	0,3 to 10
85388-6	250	17	0 to 150	–18 to +66	40	5 to 150	0,3 to 10
85388-8	250	17	0 to 175	–18 to +79	40	5 to 150	0,3 to 10

Transparent nylon liquid level indicator lens.

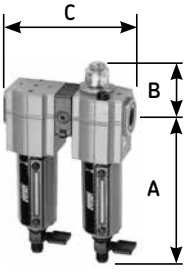

Model 85389-8

Modular air line combination units: filter-lubricator

Model	Maximum pressure		Temperature range		Element particle size	Capacity size	
	psi	bar	°F	°C	µ	oz.	ml
85389-8*	250	17	0 to 175	–18 to +79	40	7.0	198

Transparent nylon liquid level indicator lens.
*⚠**WARNING** California Proposition 65: Cancer and reproductive harm. www.P65Warnings.ca.gov

Model	Drain type	Size PTF	Dimensions A		B		C		Diameter		Weights	
		in.	in.	mm	in.	mm	in.	mm	in.	mm	lbs.	kg
602134	Manual	1/4	5.27	134	2.89	73	1.98	50	3.29	84	1.2	0,5
602136	Manual	3/8	5.27	134	2.89	73	1.98	50	3.29	84	1.2	0,5
602138	Manual	1/2	6.95	177	4.98	127	3.15	80	5.10	130	2.6	1,2

Model	Drain type	Size PTF	Dimensions A		B		C		Weights	
		in.	in.	mm	in.	mm	in.	mm	lbs.	kg
85387-4	Manual	1/4	5.27	134	1.63	41	6.46	164	3.3	1,5
85387-6	Manual	3/8	5.27	134	1.63	41	6.46	164	3.3	1,5
85387-8	Manual	1/2	6.95	177	2.12	54	10.52	267	6.2	2,8

Model	Drain type	Size PTF	Dimensions A		B		C		Weights	
		in.	in.	mm	in.	mm	in.	mm	lbs.	kg
85388-4	Manual	1/4	5.27	134	1.31	33	4.22	107	2.0	1,0
85388-6	Manual	3/8	5.27	134	1.31	33	4.22	107	2.0	1,0
85388-8	Manual	1/2	6.95	177	1.69	43	6.84	174	4.2	2,0

Model	Drain type	Size PTF	Dimensions A		B		C		Weights	
		in.	in.	mm	in.	mm	in.	mm	lbs.	kg
85389-8	Manual	1/2	6.95	177	2.12	54	6.84	174	3.8	1,7

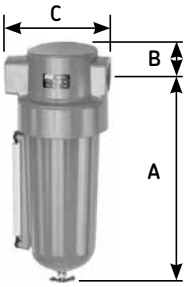

Model 602112

High-capacity air line filters

Model	Maximum pressure		Temperature range		Material of construction Body	Bowl	Material	Element particle size
	psi	bar	°F	°C				µ
602112*	250	17	0 to 175	–18 to +79	Aluminum	Aluminum	Sintered bronze	50
602113*	250	17	0 to 175	–18 to +79	Aluminum	Aluminum	Sintered bronze	50
602116*	250	17	0 to 175	–18 to +79	Aluminum	Aluminum	Sintered bronze	50
602117*	250	17	0 to 175	–18 to +79	Aluminum	Aluminum	Sintered bronze	50

Bowl is aluminum with Pyrex sight glass (liquid level indicator).
*⚠**WARNING** California Proposition 65: Cancer and reproductive harm. www.P65Warnings.ca.gov

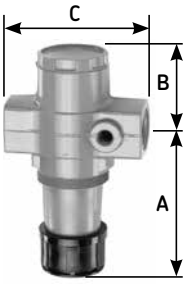

Model 602013

High-capacity air line regulators

Model	Maximum pressure		Temperature range		Material of construction Body	Bonnet	Valve seal	Bottom plug	Secondary Connections
	psi	bar	°F	°C					in.
602012	300	21	0 to 175	–18 to +79	Aluminum	Aluminum	Aluminum/nitrile	Aluminum	1/4 NPT (f)
602013	300	21	0 to 175	–18 to +79	Aluminum	Aluminum	Aluminum/nitrile	Aluminum	1/4 NPT (f)
602016	300	21	0 to 175	–18 to +79	Aluminum	Aluminum	Aluminum/nitrile	Aluminum	1/4 NPT (f)

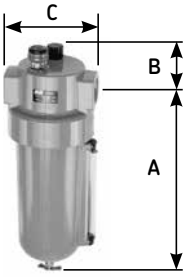

Model 602212

High-capacity air line lubricators

Model	Maximum pressure		Temperature range		Material of construction Body	Bowl	Sight feed dome
	psi	bar	°F	°C			
602212*	250	17	0 to 175	–18 to +79	Aluminum	Aluminum	Transparent nylon
602216*	250	17	0 to 175	–18 to +79	Aluminum	Aluminum	Transparent nylon

Recommended lubricants: misting type oil 50 to 200 SSU (ISO Grade 7 to 46) at 100 °F *(38 °C)*
Bowl is aluminum with Pyrex liquid level indicator
*⚠**WARNING** California Proposition 65: Cancer and reproductive harm. www.P65Warnings.ca.gov

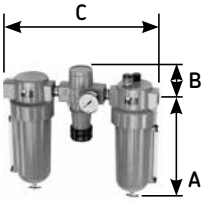

Model 85387-12

High-capacity air line combination units: high-capacity filter-regulator with gauge-lubricator

Model	Maximum pressure		Temperature range		Element particle size	Pressure range		Capacity size	
	psi	bar	°F	°C	µ	psi	bar	oz.	ml
85387-12*	250	17	0 to 175	–18 to +79	50	5 to 125	0,3 to 8,6	32	946
85387-16*	250	17	0 to 175	–18 to +79	50	5 to 125	0,3 to 8,6	32	946

Pyrex liquid level indicator
*⚠**WARNING** California Proposition 65: Cancer and reproductive harm. www.P65Warnings.ca.gov

Model	Drain type	Size PTF	Dimensions A		B		C		Diameter		Weights	
		in.	in.	mm	in.	mm	in.	mm	in.	mm	lbs.	kg
602112	Manual	3/4	10.44	265	1.25	32	4.75	121	5.52	140	4.1	1,9
602113	Automatic	3/4	10.06	256	1.25	32	4.75	121	5.52	140	4.1	1,9
602116	Manual	1	10.44	265	1.25	32	4.75	121	5.52	140	4.1	1,9
602117	Automatic	1	10.06	256	1.25	32	4.75	121	5.52	140	4.1	1,9

Model	Pressure range		Connections NPT (f)	Dimensions A		B		C		Diameter		Adjuster	Weights	
	psi	bar	in.	in.	mm	in.	mm	in.	mm	in.	mm		lbs.	kg
602012	10 to 250	0,7 to 17	3/4	5.69	145	2.38	60	4.25	108	2.38	60	T-handle	2.5	1,1
602013	5 to 150	0,3 to 10	3/4	4.71	120	2.38	60	4.25	108	2.38	60	Knob	2.5	1,1
602016	10 to 250	0,7 to 17	1	5.69	145	2.38	60	4.25	108	2.38	60	T-handle	2.5	1,1

Model	Connections NPT (f)	Bowl capacity		Dimensions A		B		C		Diameter		Weights	
	in.	oz.	ml	in.	mm	in.	mm	in.	mm	in.	mm	lbs.	kg
602212	3/4	32	946	10.24	260	2.22	56	4.5	114	5.52	140	3.6	1,6
602216	1	32	946	10.24	260	2.22	56	4.5	114	5.52	140	3.6	1,6

Model	Drain type	Size PTF	Dimensions A		B		C		Weights	
		in.	in.	mm	in.	mm	in.	mm	lbs.	kg
85387-12	Manual	3/4	10.44	265	2.22	56	14.75	375	10.6	4,8
85387-16	Manual	1	10.44	265	2.22	56	14.75	375	10.6	4,8

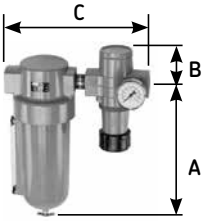

Model 85388-12

High-capacity air line combination units: filter-regulator with gauge

Model	Maximum pressure		Temperature range		Element particle size	Pressure range	
	psi	bar	°F	°C	µ	psi	bar
85388-12*	250	17	0 to 175	–18 to +79	50	5 to 125	0,3 to 8,6

Pyrex liquid level indicator
*⚠**WARNING** California Proposition 65: Cancer and reproductive harm. www.P65Warnings.ca.gov

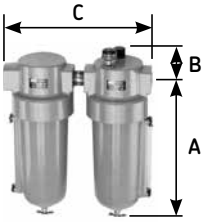

Model 85389-12

High-capacity air line combination units: filter-lubricator

Model	Maximum pressure		Temperature range		Element particle size	Capacity size	
	psi	bar	°F	°C	µ	oz.	ml
85389-12*	250	17	0 to 175	–18 to +79	50	32	946
85389-16*	250	17	0 to 175	–18 to +79	50	32	946

Pyrex liquid level indicator
*⚠**WARNING** California Proposition 65: Cancer and reproductive harm. www.P65Warnings.ca.gov



Model 602103

Miniature air line components: air line filter

Model	Maximum pressure		Temperature range		Material of construction Body	Bowl	Material	Element particle size
	psi	bar	°F	°C				µ
602103	150	10,3	0 to 125	–18 to +52	Zinc	Polycarbonate	Porous polypropylene	50



Model 602003

Miniature air line components: air line regulator

Model	Maximum pressure		Temperature range		Material of construction Body	Bonnet	Valve seal	Bottom plug	Secondary Connections
	psi	bar	°F	°C					in.
602003	300	21	0 to 150	–18 to +66	Zinc	Acetal	Brass/nitrile	Acetal	1/8 NPT (f)

Model	Drain type	Port size PTF	Dimensions A		B		C		Diameter		Weights	
		in.	in.	mm	in.	mm	in.	mm	in.	mm	lbs.	kg
85388-12	Manual	3/4	10.44	265	2.38	60	10	254	5.52	140	6.9	3,1

Model	Drain type	Size PTF	Dimensions A		B		C		Diameter		Weights	
		in.	in.	mm	in.	mm	in.	mm	in.	mm	lbs.	kg
85389-12	Manual	3/4	10.44	265	2.22	56	10.25	260	5.52	140	7.8	3,5
85389-16	Manual	1	10.44	265	2.22	56	10.25	260	5.52	140	7.8	3,5

Model	Drain type	Size PTF	Dimensions A		B		C		Diameter		Weights	
		in.	in.	mm	in.	mm	in.	mm	in.	mm	lbs.	kg
602103	Manual	1/4	3.25	83	0.38	10	1.63	41	1.45	37	0.3	0,14

Model	Pressure range		Connection NPT (f)	Dimensions A		B		C		Diameter		Adjuster	Weights	
	psi	bar	in.	in.	mm	in.	mm	in.	mm	in.	mm		lbs.	kg
602003	5 to 100	0,3 to 7	1/4	2.52	64	0.39	10	1.63	41	1.45	37	Knob	0.3	0,14

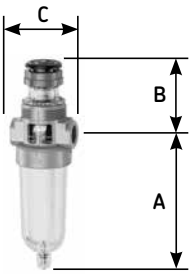

Model 602203

Miniature air line components: air line lubricator

Model	Maximum pressure		Temperature range		Material of construction Body	Bowl	Sight feed dome
	psi	bar	°F	°C			
602203	150	10,3	0 to 125	–18 to +52	Aluminum	Polycarbonate	Transparent nylon

Recommended lubricants: misting type oil 50 to 200 SSU (ISO Grade 7 to 46) at 100 °F *(38 °C)*

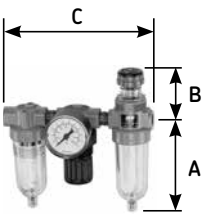

Model 85672

Miniature air line combination units: filter-regulator with gauge-lubricator

Model	Maximum pressure		Temperature range		Element particle size	Pressure range		Capacity size	
	psi	bar	°F	°C	µ	psi	bar	oz.	ml
85672	150	10,3	0 to 150	–18 to +66	50	5 to 100	0,3 to 7	1.0	28



Model 85674

Miniature air line combination units: filter-lubricator

Model	Maximum pressure		Temperature range		Element particle size	Capacity size	
	psi	bar	°F	°C	µ	oz.	ml
85674	150	10,3	0 to 125	–18 to +52	5	1.0	28

Model	Connection NPT (f)	Bowl capacity		Dimensions A		B		C		Diameter		Weights	
	in.	oz.	ml	in.	mm	in.	mm	in.	mm	in.	mm	lbs.	kg
602203	1/4	1.0	28	3.25	83	1.98	50	1.63	41	1.45	37	0.3	0,14

Model	Drain type	Size PTF	Dimensions A		B		C		Diameter		Weights	
		in.	in.	mm	in.	mm	in.	mm	in.	mm	lbs.	kg
85672	Manual	1/4	3.25	83	1.98	50	5.61	143	1.45	37	1.3	0,6

Model	Drain type	Size PTF	Dimensions A		B		C		Diameter		Weights	
		in.	in.	mm	in.	mm	in.	mm	in.	mm	lbs.	kg
85674	Manual	1/4	3.25	83	1.98	50	3.66	93	1.45	37	0.9	0,4

AirCare systems accessories

Modular air line equipment accessories

Lockout valve

Install in-line or modular with other AirCare products to help conform to OSHA lockout regulations. In the closed position, valves block inlet air flow and exhaust downstream air.

Model 247771

Lock-out valve

Model	Modular use	In-line use	Maximum pressure		Temperature range	
	in.	in.	psi	bar	°F	°C
247770	1/4 modular	1/4	250	17	0 to 150	–18 to +66
247771	3/8 modular	3/8	250	17	0 to 150	–18 to +66
247772	1/2 modular	1/2	250	17	0 to 150	–18 to +66

Model 247782

Quick clamp

Use with modular air line components to provide modular installation capability. Flanges on the products slide into “v” grooves in the quick clamp. Two face-sealing o-rings in the quick clamp provide an air tight connection when the clamp is closed.

Quick clamp

Model	Modular size	Dimensions	
	in.	in.	mm
247782	1/4 and 3/8	1.5	38
247783	1/2 and 3/4	2.0	51

Quick clamp wall mounting bracket

Use with quick clamp to provide secure mounting to a wall, machine panel or other flat surface.

Quick mount pipe adapters

Use with quick clamp to provide threaded connections to the system piping.

Manifold block

Installs with quick clamps. Ports are threaded pipe to provide manifolding capability for up to three components.

Model 247792

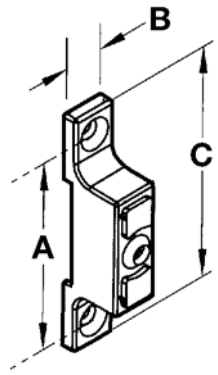

Model 247787

Model 247795

Quick clamp wall mounting bracket

Model	Modular size	Dimensions A		B		C	
	in.	in.	mm	in.	mm	in.	mm
247792	1/4 and 3/8	2.32	59	0.55	14	2.91	74
247793	1/2 and 3/4	3.25	83	0.95	24	4.0	102

Quick mount pipe adapters

Model	Modular use	Size
	in.	in.
247787	3/8 modular	3/8
247789	1/2 and 3/4 modular	3/8
247791	1/2 and 3/4 modular	3/4

Manifold block

Model	Size	Modular size	Dimensions A		B	
	in.	in.	in.	mm	in.	mm
247795	3/4	1/2 and 3/4	2.27	57.8	3.15	80

Model 247797

Pressure switch

Monitors air pressure and provides an electrical signal when the pressure drops below or exceeds the preset pressure. Installs between two quick clamps. Also provides three additional 1/4 in. auxiliary outlets.

Pressure switch

Model	Modular size	Maximum pressure		Temperature range		Adjustment range	
	in.	psi	bar	°F	°C	psi	bar
247797	1/2 and 3/4	250	17	0 to 150	–18 to +66	30 to 150	2 to 10

Model 247775

Wall mount bracket

Use to secure modular air line components to a wall, machine panel or other flat surface.

Wall mount bracket

Model	Modular size
	in.
247775	1/4 and 3/8
247776	1/2 and 3/4

Air line equipment accessories

Model 247774

Mounting bracket and nut – miniature

Use to secure modular air line components to a wall, machine panel or other flat surface.

Mounting bracket and nut – miniature

Model	Component
247774	All regulators and lubricators

Model 247843

Pressure gauges

Available in 1/8 in. NPT and 1/4 in. NPT back connection.

Pressure gauges

Model	Regulator size	Gauge size	Connection	Maximum pressure	
	in.	in.	in.	psi	bar
247843*	1/4 and 3/8	1 1/2	1/8 NPT	0 to 160	0 to 11
247844*	1/2, 3/4 and 1	2	1/4 NPT	0 to 160	0 to 11
247863*	1/2, 3/4 and 1	2	1/4 NPT	0 to 300	0 to 20

*⚠**WARNING** California Proposition 65: Cancer and reproductive harm. www.P65Warnings.ca.gov

Miscellaneous

Suction guns, oilers and measurers 190

Water controls 191

Suction guns

Oiler cans

Flexible spout measurers

Water controls

Model 615

Model G150

Suction guns

Model 615*

Holds up to 18 oz. *(532 cm³)* of fluid. Flexible nozzle for transmission, differential or oil filter service. Precision follower fitted to barrel for superior suction and is impervious to oil, grease and water. Finished in rust-resistant, powder coated blue paint.

Model G150* suction gun

17 oz. *(503 cm³)* capacity with 12 in. *(304,8 mm)* flex hose. Perfect for draining and filling differentials, clutches, power steering reservoirs and transmissions. Needs no priming. Features heavy-duty steel barrel, electro-static, corrosion-resistant finish and non-slip knurling.

*** ⚠ WARNING**

California Proposition 65:
Cancer and reproductive harm
www.P65Warnings.ca.gov

Model G503

Model G524

Oilers and measurers

Oiler cans

Guardian offers oilers in a variety of sizes with rigid or flexible spouts to fit your needs.

Oiler cans

Model	Description
G502	6 oz. *(170 ml)*, rigid spout
G503	6 oz. *(170 ml)*, flexible spout
G504	12 oz. *(340 ml)*, rigid spout
G507	16 oz. *(454 ml)*, flexible spout

Model G525

Model G528

Flexible spout measures

Guardian's flexible spout measures are designed for one-hand operation. Thumb-operated valve controls flow. 14 in. *(355,6 mm)* flexible spout with tapered tip swings into the necessary angle for hard-to-reach spots. Recessed bottom drains fully and guards against puncture. Rolled-edge top helps prevent spilling.

Flexible spout measures

Model	Description	
	qt.	liter
G524	4	3,8
G525	5	4,7
G528	8	7,6

Water controls

Model 846

Water controls

Model 846 water bibbcock

For attaching to water service hose.

- 1/4 in. NPT (f) inlet
- Thumb-action trigger. Built-in strainer filters out contaminants.

Model 845 water bibbcock

Same as model 846 except 3/4 – 11 1/2 in. AN inlet connects to standard lawn hose.

Air/water accessories

Model	Description	Style
	in.	
815	1/4 (f) air coupler	Lincoln "long stem"
845*	3/4 – 11 1/2 AN inlet	Connects to standard lawn hose
846*	1/4 (f) water bibbcock	Low-pressure water
11659	1/4 (m) air nipple	Lincoln "long stem"
66951*	1/4 (f) tire chuck	Standard tire chuck

* ⚠ **WARNING** California Proposition 65: Cancer and reproductive harm. www.P65Warnings.ca.gov

Typical installations – pump and reel

Typical installation – bill of materials, lubricating equipment

Model	Code	Required	Description
V450400DC	1	1	50:1 PMV pump, air and grease, hoses, connectors
V410055BB	2	1	10:1 PMV 55 gal. *(208 liter)* pump, air and oil hose, connectors, suction tube
V40600SWM	3	1	6:1 PMV wall mount pump, connectors, suction tube, air and oil hoses
85636	4a		Dual inlet 1/2 in. air operated diaphragm pump for 50/50 antifreeze/water
84817	4b	1	Wall mount bracket
84945	4c	1	[1]
V305275BB	1	1	5:1 PMV pump, hoses, air and fluid connectors, 275 gal. *(1 041 liter)* suction kit, bung bushing
85051	9	1	Complete reel assembly with 50 ft. *(15,24 m)* 1/4 in. hose
85055	7	1	Gear lubricant reel
85061	8	1	Motor oil reel
85064	9	1	Antifreeze reel
85061	10	1	ATF reel
85063	11	1	Air service reel
85242	12	6	Mounting rail assembly
602136	2b	1	Modular airline regulator and filter with gauge 3/8 in. NPT (f) for PMV
602134	15	2	Air regulator (with gauge) 1/4 in. NPT (f)
85825	5b	1	Follower plate for PMV
Others	17	2	275 gal. *(1 041 liter)* ob-round tank

[1] Quantities vary with installation

Typical installation – bill of materials, lubricant supply lines

Model	Code	Required	Description
[2]	20	[3]	High-pressure steel tubing 5/8 in. OD x 0.083 wall, 20 ft. *(6,1 m)* lengths
[2]	21	[3]	Medium-pressure steel tubing 5/8 in. OD x 0.049 wall, 20 ft. *(6,1 m)* lengths
[2]	22	[3]	Alternate for antifreeze 15 PVC or copper pipe
[2]	23	1	5/8 in. OD tube elbow, 1/2 in. NPT (m)
[2]	24	4	5/8 in. OD tube elbow, 1/2 in. NPT (f)
[2]	25	5	5/8 in. OD tube union
[2]	26	5	5/8 in. OD tube union tee, 1/2 in. NPT (f)
885	3	1	High pressure
66084	3	1	Medium-pressure quarter-turn shut-off valve 1/2 in. NPT (f)
12080	29	1	Bushing 1/4 in. NPT (f) x 1/2 in. NPT (m)

[2] Available from local petroleum equipment service distributor
[3] Quantities vary with installation

Typical installation – bill of materials, air supply lines

Model	Code	Required	Description
[4]	30	[5]	Low-pressure copper tubing 3/8 in. OD or 1/2 in. OD
[4]	30	[5]	1/2 in. schedule 40 galvanized steel pipe
[4]	31	1	Union
[4]	32	1	Tee
[4]	33	2	Connector 1/2 in. NPT (m)
66084	3	1	Medium-pressure quarter-turn shut-off valve 1/2 in. NPT (f)
360108	35	[5]	Tube clip for 1/2 in. OD tubing, 7/32 in. diameter hole
11197	11a	2	Steel hex nipple 1/2 in. NPT (m)
[4]	37	[5]	Pipe clamp for 1/2 in. pipe
[4]	38	[5]	1/2 in. schedule 40 ASTM A53 buttwelded pipe and malleable fittings
72060	39		5 ft. *(1,524 m)* low-pressue connecting hose

[4] Available from local petroleum equipment service distributor
[5] Quantities vary with installation

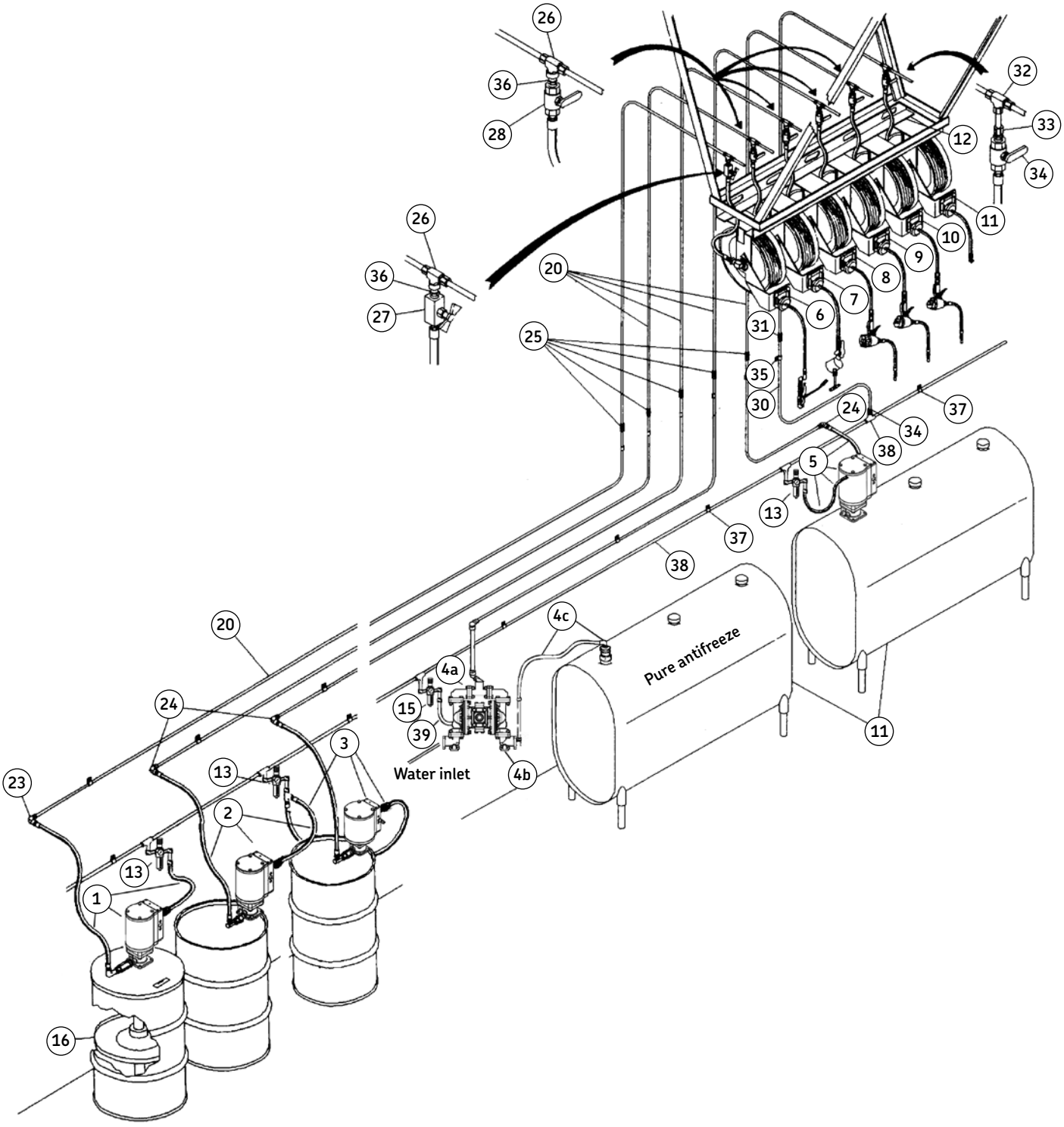
26
36
28
32
33
34
12
11
10
9
8
7
6
26
36
27
20
31
25
35
30
24
34
38
37
5
13
37
38
20
4c
Pure antifreeze
4a
15
39
24
3
13
Water inlet
4b
11
23
2
13
1
16

WARNING!
Equipment contained in this catalog can generate very high fluid pressure. Before each use, make sure safety devices are in place and operating properly. Do not alter or modify any part of the equipment as this may cause fire, explosion, property damage, or result in serious bodily injury, including injecting fluid through the skin or splashing in the eyes. To reduce the risk of serious bodily injury or property damage, never exceed the maximum air or fluid working pressure of the lowest rated system component. Always read and follow the manual included with the equipment for more detailed information.

Failure to heed these warnings may result in personal injury and/or property damage.

WARNING!
Pump models with ratios 1:1 to 5:1
2424, 2434, 2435, 2435LN, 2437, 485, 486, 594, 595, 596, 597, 1931, 1936, 1940, 282133, 282396, 282398, 282686, 2532, 2535, 2535LN, 2537, 282990, 284168, 284230, 284231, 284288, 284295, 284840, 284842, 282846, 284852, 284855, 284856, 284862, 284870, 285133, 285168, 285230, 285231, 285295, 285686, 285990, 84933, 84934, V305000000, V30500SSU, V305055BB, V305016DC, V305275BB, V30500SWM, V305055LT

These pumps can develop up to 1 000 psi *(69 bar)* working pressure 200 psi *(14 bar)* maximum incoming air pressure. Be sure that all system equipment and accessories are rated to withstand the maximum working pressure of this pump. **Do not** exceed the maximum working pressure of the lowest rated component in the system.

WARNING!
Pump models with ratios 6:1 to 49:1
930, 931, 934, 935, 936, 1901, 1902, 1903, 1905, 1906, 1909, 1914, 1932, 1933, 1934, 1937, 1938, 1939, 1951, 1952, 1955, 1996, V410000000, V406000000, V40600SSU, V40600SWM, V41000SSU, V410055DC, V410055BB, V41000SWM, V410055LB, V410055LT

These pumps can develop up to 1 000 psi *(69 bar)* working pressure 200 psi *(14 bar)* maximum incoming air pressure. Be sure that all system equipment and accessories are rated to withstand the maximum working pressure of this pump. **Do not** exceed the maximum working pressure of the lowest rated component in the system.

WARNING!
Pump models with ratios 50:1 to 75:1
918, 923, 926, 1418, 1426, 1904, 1910, 1911, 1935, 1941, 9917, 9989, 82050, 82054, 82716, 82991, 83122, 84683, 84684, 84667, 84668, V350120000, V350400000, V350400DC, V305275BB, V350120DC, V350120HF, V350400HF, V350120LT, V350400LT, V4501200000, V4504000000, V450120DC, V450400DC, V450400HF, V450400HR, V450120LT, V450400LT

These pumps can develop up to 1 000 psi *(69 bar)* working pressure 200 psi *(14 bar)* maximum incoming air pressure. Be sure that all system equipment and accessories are rated to withstand the maximum working pressure of this pump. **Do not** exceed the maximum working pressure of the lowest rated component in the system.

Important: Accessory item "whip" hoses for dispensing valve are fluid pressure rated 4 500 psi *(310 bar)*. **Do not** exceed 90 psi *(6 bar)* air pressure to pump when using "whip" hoses.

Do not use any whip hose with any pump rated over 50:1 ratio.

WARNING!
Models 1272, 1273D, 1276, 1292, 1297

Be sure that all accessories are rated to withstand the maximum working pressure of the pump. **Do not** exceed the maximum working pressure of the lowest rated component in the system.

WARNING!
Swivel models 80353, 80924, 81386, 81387, 81388, 81606, 81703, 81723, 81728, 81729, 81974, 82071, 82072, 82073, 82080, 82087, 82249, 82251, 82252, 82399, 82677, 83594, 82822, 83938

Material use: Lincoln swivels are to be used only to transport grease, oil and other lubricants and are designed only for these non-abrasive and non-corrosive purposes. **Do not** use with abrasive and corrosive materials such as sound-deadening materials which may contain limestone and mica particles. Transport of such materials causes rapid premature wear to critical swivel components and can cause failure of swivel. Failure could expose the user to severe bodily injury, permanent disfigurement or death.

Installation and service: Tighten all fluid connections securely before using swivel. Never exceed 5 000 psi *(345 bar)* maximum operating pressure. Never alter or modify any part of the swivel. Never attempt to repair or disassemble the swivel while the system is pressurized. Never stop or deflect leaks with hand or body.

Medical attention: Get medical attention immediately if exposed to high-pressure fluids. Tell the attending physician what was injected.

Designation	Page
AC2400	14
AC2440	14
G100	17
G103	17
G112	19
G113	19
G150	21, 161, 190
G160	20
G212	23
G212S	23
G218	23
G218S	23
G300	25
G400	104
G401	105
G402	106, 146
G502	190
G503	190
G504	190
G507	190
G524	190
G525	190
G528	190
G904	32
G905	32
K00000SSU	40, 41
K000016DC	40
K000055BB	40, 42
K000055LB	42
K000055LT	40, 42
K000275BB	40
K050120DC	47, 48
K050120LT	47, 48
K050400DC	47, 48
K050400LT	47, 48
K40600SSU	41
V305000000	37, 40, 194
V30500SSU	40, 194
V30500SWM	40, 194
V305016DC	40, 194
V305055BB	40, 194
V305055LT	40, 194
V305275BB	40, 192, 194
V340HH	43
V350035000	95
V350120000	47, 95, 194
V350120DC	47, 194
V350120HF	47, 194
V350120LT	47, 194
V350400000	46, 47, 194
V350400DC	47, 194
V350400HF	47, 194
V350400LT	47, 194
V406000000	37, 41, 194
V40600SSU	41, 194
V40600SWM	41, 192, 194
V410000000	37, 41, 42, 194
V41000SSU	41, 194
V41000SWM	42, 194
V410055BB	42, 192, 194
V410055DC	41, 194
V410055LB	42, 194
V410055LT	42, 194
V450120000	46, 48, 194
V450120DC	48, 194
V450120LT	48, 194
V450400000	48, 194
V450400DC	48, 192, 194
V450400HF	48, 194
V450400LT	48, 194
224	33
346P	95
500L	101
535	104
535LN	104
535-58	104
549	104
549-58	104
613	145, 16, 161
613DK	160, 161
615	21, 161, 190
616	21
617	21
674	76, 95, 98, 104
716F	129
716R	129
740	95, 96, 117, 125, 127, 162
758	129
758F	129
769	129
774	129
775	129
776	129
778	50, 58
779	129
780	103, 118, 125, 129
814	107, 135
815	52, 53, 54, 60, 61, 62, 91, 94, 95, 96, 103, 119, 125, 137, 166, 170, 191
816	5, 33
840	137, 169
844	33
845	137, 191
846	119, 125, 137, 191
867	132
870	125, 162, 234
871	135
873	135
876	132
877	118, 125, 132
878	118, 125, 132
881	132
883	125, 132
884	58
885	58, 192
899	132
905	37, 130
905SF	130
916EF	131
916ER	131
917	95
917-57	95
918	60, 62, 194
923	62, 194
926	60, 62, 162, 194
926-1	60
939	170
940	137, 169
947	131
950	137, 169
953	37
954	37
960	137, 169
961	135
962	135
963	135
964	135
967	91, 119, 131
980	91, 131
981	131
982	125, 131, 162
987	96
989	96
1013	16, 18
1035	18
1037	18
1100CLR	22
1100MLBK	22
1107CLR	22
1132	19

Designation	Page
1133	19
1134	5, 19
1134CLR	22
1142	5, 16, 17
1142CLR	22
1145	18
1147	17
1148	16, 17
1148CLR	22
1151	17
1162	15, 23
1201	12, 13
1210	13
1215	13
1215A	13
1218	13, 23
1224	13, 23
1230	13, 14, 15, 23
1236	13, 23
1248HP	9, 13, 23
1253	104
1253LN	104
1254	104
1260	5, 6, 7
1260-NB	7
1261	7, 12
1262	7
1264	7
1272	100, 194
1275	100
1292	100
1293	104
1296	101
1326	105
1335	105
1340	105, 146
1385	106
1385-H	106
1387	106
1390	89, 139
1392	89, 139
1401	12, 13
1410	13
1414	13
1418	61, 62, 194
1426	61, 62, 194
1426-1	61
1440	12
1550	163
1709	50, 74, 75
1716	75
1801	12, 13
1815A	13
1850	12
1855A	12
1861	12
1870	7, 9, 11, 12
1871	9, 11, 12
1872	9, 11, 12
1875A	7, 9, 11, 12
1880	5, 10, 11
1880-NB	11
1882	11
1884	11
1886	9
1888	9
1890	8, 9
1901	70, 73, 194
1902	73, 194
1903	73, 194
1904	70, 73, 194
1907	73
1908	73
1910	73, 194
1914	44, 70, 73, 74, 90, 194

Designation	Page
1931	73, 194
1932	73, 194
1933	73, 194
1935	73, 194
1940	73, 194
1951	73, 194
1952	73, 194
2001	64, 68
2002	69
2004	69
2008	69
2010	69
2011	69
2014	68
2028	69
2029	69
2051	68
2052	68
2331	87
2332	87
2333	87
2424	53, 55, 194
2435	103, 194
2435LN	103, 194
2437	53, 55, 194
2524	54, 55
2535	103, 194
2537	54, 55, 194
2710	69
2716	75
2740	61, 62
2790	69
2873	103, 104, 135
3029	24, 127
3034	24, 127
3050	37, 127
3055	24
3056	24
3189	125
3190	125
3191	125
3192	125
3193	125
3194	125
3195	125
3196	125
3197	125
3198	125
3199	125
3289	125
3291	125
3294	125
3295	125
3296	125
3297	125
3508	146
3518	146
3601	144, 145, 148, 150, 158, 164
3602	145, 148, 150, 158, 164
3605	159
3608	146, 161
3610	145, 148
3612	164
3614	144, 145, 148, 150, 158, 164
3617	145, 147, 148, 150, 158, 164
3618	145, 146, 147, 148, 150, 158, 164
3624	144, 145
3626	147, 148
3627	147, 148
3635	142, 143, 145, 150, 158
3637	143, 150, 158
3639	143, 145, 150, 158
3644	145, 160, 161
3650	145, 148, 149, 150, 158, 164
3652	145, 148, 150, 157, 158, 164

Designation	Page
3662	154
3665	151
3667	151
3669	151
3675	145, 148, 150, 164
3677	145, 148, 150, 164
3866	118, 130
3867	130
3868	130
3942	130
4100	155, 156
4102	155, 156
4104	155, 156
4105	153, 156
4110	156
4283	91
4417	97, 99
4459	97, 99
4475	94
4480	94
4489	97, 99
4490	93
4491	91, 93
4492	93
4493	91
5000	30
5000C	30, 31
5003	30
5003C	30
5010	30
5010C	30
5013	30
5013C	30
5031	31
5031C	31
5033	31
5033C	31
5050	30
5050C	30
5175	31
5175C	31
5176	31
5176C	31
5177	31
5177C	38
5178	31
5178C	31
5179	31
5179C	31
5180	31
5180C	31
5181	31
5181C	31
5182	31
5182C	31
5183	31
5183C	31
5184	29
5185	29
5186	29
5190	28
5191	28
5200	30
5200C	30
5210	30
5210C	30
5290	28
5291	28
5300	30
5300C	30
5318	31
5350	30
5350C	30
5385	31
5385C	31

Designation	Page
5400	30
5400C	30
5410	30
5410C	30
5468	28
5469	28
5470	5, 28
5490	28
5491	28
5527	30
5527C	30
5701	31
5701C	31
5706	31
5706C	31
5803	27
5805	27
5806	27
5807	27
5812	23, 24, 127
5818	23, 24, 127
5834	26, 102
5841	99
5845	18, 24, 25, 26, 127
5848	25, 26
5849	26, 27
5852	14, 16, 17, 18, 19, 25, 26, 27, 100
5852-2	25
5852-5	25
5852-54	25
5853	26
5855	26, 27
5858	24
5859	26, 27
5861	23, 24, 127
5862	167
5874	40, 41, 42, 47, 48, 95, 167
5875	40, 41, 42, 47, 48, 95, 167
5883	25, 26
5884	26, 27
5900	13
5980	137, 169
5983	170
6917	95
7134-A	113
7134-B	113
7134-C	113
7135-A	113
7135-B	113
7135-C	113
7136-A	113
7136-B	113
7136-C	113
7316-C	111
7316-F	111
7334-B	113
7335-B	113
7336-B	113
7370	115
7371	115
7372	115
7373	115
8016-C	111
8016-F	111
8078-A	112
8078-B	112
8078-BBK	112
8078-BBL	112
8078-BW	112
8078-C	91, 112
8078-D	37, 91, 112
8078-DBK	112
8078-DBL	112
8078-DW	112
8078-E	113

Designation	Page
8078-F	113
8078-FBK	113
8078-FBL	113
8078-FW	113
8078-M	113
8078-T	37, 112
8081-A	114
8081-B	114
8081-C	114
8081-D	114
8081-E	115
8081-F	115
8081-G	115
8081-J	114
8081-K	115
9917	95, 194
9917-57	95
9989	95, 194
10049	119
10130	58
10198	47, 48, 58, 123
10199	58, 123
10200	58, 123
10202	58, 123
10204	58, 123
10460	25
10461	32
10462	58, 94
10522	58, 123
10536	25
10540	58
10787	32
11107	58
11197	58, 123, 192
11485	32
11509	32
11659	52, 53, 54, 60, 61, 62, 91, 94, 95, 96, 119, 125, 137, 166, 170, 191
11660	166
11661	166
11852	58, 123
12018	72
12080	119, 192
12287	123
12296	58
12957	58, 117, 123
13001	134
13329	167
13331	167
16177	74
20026	32
20028	32
20029	32
31138	25
45987	33
46007	52, 54, 60, 61, 63, 95, 102
58000	27
62028	17, 18, 26
62061	26
62117	26
66060	76, 98, 99
66084	45, 58, 192
66100	173, 175
66101	173
66111	173
66493	161
66764	74
66883	58
66951	119, 125, 137, 170, 191
66953	32
67069	119
67171	123
68410	132
69375	58
69423	58
69425	58
69503	58
69524	57
69690	129
69824	129
69825	129
70526	161
71512	23
71518	17, 19, 23
72024	52, 118, 122, 125
72024A	40, 41, 118, 122, 125
72036	57, 60, 61, 122
72060	53, 54, 57, 122, 192
72120	122
72240	122
72360	118, 122, 125
72360A	122
72480A	118, 122
72600	118, 119, 122, 125
72600A	118, 119, 122, 125
72720A	118, 122
72900A	122
73024	40, 41, 52, 117, 118, 119, 122, 125
73036	57, 122
73060	40, 41, 42, 53, 54, 57, 103, 122
73120	122
73240	117, 122
73360	117, 118, 119, 122, 125
73480	117, 124
73600	117, 118, 119, 122, 125
73720	122
73900	122
74024	118, 119, 122
74060	122
74480	118, 122
74560	104
74600	118, 122
74900	122
75024	117, 122, 125
75060	47, 48, 60, 61, 122
75084	61, 95, 96, 122
75120	122
75168	122
75240	122
75360	117, 122, 125
75480	117, 122
75600	117, 122, 125
75912CL	23
75918CL	23
75924CL	23
75936CL	23
76024A	117, 122
76024B	117, 122
76120B	122
76360B	117, 122
76600A	117, 122
76600B	117, 122
78024	117
78600	117
79060	100
80133	101
80202	47, 48, 60, 61, 62
80423	170
80599	104
80895	76, 95, 98, 103, 104
80924	102, 194
80933	24, 25, 100, 102
80999	104
81168	102
81386	128, 194
81387	95, 96, 117, 125, 127, 128, 162, 194
81412	76
81458	24, 25, 102
81482	77
81495	127

Designation	Page
81523	54, 60, 61, 63
81538	76
81606	128, 194
81673	102
81703	128, 194
81723	128, 194
81725	24, 127
81726	24, 127
81728	128, 194
81729	37, 128, 194
81768	100, 102
81795	24, 27, 127
81974	128, 194
81980	24, 26
82050	59, 60, 62, 95, 194
82054	59, 60, 62, 194
82070	129, 133
82072	128, 194
82073	128, 194
82080	128, 194
82087	128, 194
82103	62
82157	127
82158	127
82206	116, 117, 118, 119, 124, 125
82230	88
82251	128, 194
82252	128, 194
82258	131, 132, 133
82393	127
82399	95, 96, 128, 194
82413	175
82439	43, 56, 74
82460	159
82642	129, 133
82715	88
82716	96, 194
82730	73, 74
82736	74
82737	73
82757	104
82760	20
82770	20
82773	74
82784	27
82786	161
82790	73, 74
82791	73
82792	73
82793	73
82841	73
82883	73
82895	73, 74
82906	129
82932	129, 133
82989	45, 47, 48, 50, 60, 62
82991	60, 62, 194
83112	60, 62
83115	40, 42, 45, 47, 48, 50, 52, 53, 54, 60, 62
83119	77
83131	42, 74, 77
83132	74
83166	76
83271	73
83278	27
83366	60, 61, 63, 162
83369	77
83386	159
83447	63
83463	117
83463-30	117
83464	117
83464-50	117
83513	96
83594	128, 194
83665	73
83727	74
83732	74
83753	110
83754	110
83938	128, 194
84004	57
84080-9	92
84122	123
84145-9	92
84147-9	92
84192	76, 98
84257	121, 123
84273	77
84275	120, 121
84291	77
84299	77
84318	77
84335	73
84347	117, 123
84377	76, 98
84432	120, 121
84433	121
84458	136
84459	136
84460	136
84538	52, 53, 54, 56
84667	59, 61, 62, 194
84668	59, 61, 62, 194
84672	120, 121
84673	120, 121
84683	62, 194
84684	62, 194
84700	154
84714	152, 153
84722	76
84723	74
84767	77
84768	77
84775	63, 77, 95, 96, 99
84780	33, 47, 48, 50, 60, 61, 63, 77, 95, 96, 99, 101
84799	134
84803	68, 87
84804	68, 69, 87
84806	64, 87
84815	90, 156
84816	90, 156
84817	86, 192
84824	90, 156
84826	74
84918	69
84919	69
84933	51, 52, 54, 55, 194
84934	52, 55, 91, 194
84935	52, 56
84940	52, 56
84941	52, 53, 54, 57, 60, 62, 99
84942	56
84945	40, 41, 42, 44, 52, 56, 74, 90, 192
84946	43, 52, 56
84951	107
84951-BK	107
84963	76, 77
84984	74, 79, 80
84985	64, 68, 74, 79, 80
84986	43, 68, 74, 79, 80
84991	69, 82, 83
84992	82, 83
84993	82, 83
84994	82, 83
84995	69, 82, 83
84996	69, 82, 83
84997	69, 82, 83
84998	69, 82, 83
85001	118

Designation	Page
85002A	118
85003-30	117
85004	117
85004-50	117
85004-50B	117
85005	118
85006-30B	117
85008-50A	117
85009-50	117
85010-50	118
85011	118
85012	118
85021	127
85050	117
85051	117, 192
85053	118
85055	118, 192
85056	118
85057	118
85058	118
85059	118
85060	119
85061	119, 192
85062	119
85063	119, 192
85064	119, 192
85065	119
85232	118
85240	124
85242	124, 192
85255	86
85256	90
85257	156
85300	80, 83
85317	64
85387-4	178, 179
85387-6	178, 179
85387-8	178, 179
85387-12	180, 181
85387-16	180, 181
85388-4	178, 179
85388-6	178, 179
85388-8	178, 179
85388-12	182, 183
85389-8	178, 179
85389-12	182, 183
85389-16	182, 183
85515	118, 119, 123, 125
85516	117, 118, 119, 123, 125
85517	117, 118, 119, 123, 125
85544	136
85545	136
85621	85
85622	84, 85
85623	85, 138, 139
85624	85
85626	85
85627	85, 155
85628	84, 85
85629	85
85630	84, 85
85631	85, 155
85632	85
85633	85
85634	84, 85, 155
85635	85
85636	85, 192
85637	85
85638	85
85639	85, 86
85640	124
85641	124
85642	124
85672	172, 184, 185
85674	172, 184, 185

Designation	Page
85700-30	139
85700-50	138, 139
85716	52, 55, 56
85755	52, 56
85765	52, 56
85799	131, 134
85806	40, 44
85807	40, 41, 42, 44
85824	40, 41, 42, 45, 56
85825	48, 50, 192
85826	40, 45, 47, 48, 50
85827	41, 45, 47, 48, 50
85922	64, 79, 87
85935	52, 56
85949	40, 52, 53, 54, 56
86214	76
86300	78, 79, 81, 82
86400	78, 79, 81, 82
89010	120
90464	134
90656	96
90776	32
91029	109
91030	109
91031	109
91032	109
91033	109
91034	109
91035	109
91108	19, 101
91197	161
91499	96
92572	154
93547	134
93548	130, 133
94804	69
102697	33
102891	33
102929	33
103307E	32
103308E	32
103309E	32
236595	135
238394	166
240994	86
241408	148
241409	148
241584	40, 41, 42, 52, 53, 54
242749	132, 134
244390	148, 150, 153, 154
244398	64
245976	25
245978	25
245993	132
247748	160, 161
247770	186
247771	44, 49, 186
247772	186
247774	188
247775	188
247776	188
247782	186
247783	186
247787	187
247789	187
247791	187
247792	187
247793	187
247795	187
247797	188
247843	94, 173, 188
247844	173, 188
247863	173, 188
247925	121
247926	121

Designation	Page
256200	58
260374	134
260375	134
260376	134
260377	134
260378	134
261102	94
261103	94
261104	94
261484	132, 134
272391	130, 132, 133
273299	40, 41, 42, 45, 47, 48, 50
273304	69
273429	64
273508	129, 133
273607	156
273835	64
273862	130, 132, 133
274680	69
274681	61
274712	101
274727	59
274728	61
274843	61, 69
274879	156
274932	47
275183	63, 101
275184	63, 100
275197	43, 57
275260	47, 48
275370	95
275398	40, 41, 42
275413	40, 41, 42, 43
275415	40, 47
275416	42, 48, 50
275631	85, 86
275632	85, 86
276280	133
276281	129, 131, 133
276282	133
276283	129, 131, 133
276291	156
276310	133
276411	148, 150, 153, 154
276751	150, 158
276752	150, 158
276753	150, 158
276754	150, 158
276755	150, 158
276756	150, 158
276757	150, 158
276758	150, 158
277020	45
277090	148, 153, 156
277208	148, 150, 153
277219	140
277230	140
277232	140
277233	140
277234	140
277235	140
277236	140
277237	140
277239	140
277254	140
277255	140
277256	140
277258	140
277265	139
277266	139
277267	139
277464	164
277539	136
277564	107
277565	107

Designation	Page
277566	107
277601-1	43, 74
277601-2	43, 74
277601-3	57
277601-4	86
277601-5	86
277633	140
277635	140
277645	153, 154, 156
277814	134
278078	129, 133
278079	129, 133
278363	150
278364	150
278365	150
278366	150
278367	150
278368	150
378369	150
278370	150
278549	107
278629	107
278697	145, 150
278749	110, 122
278752	110, 122
278802	148
279135	110
279136	110
279147	136
279149	136
279150	136
280432	134
280433	134
280690	131
282133	53, 55, 194
282396	51, 52, 53, 55, 194
282398	52, 55, 194
282842	131, 133
282843	131, 133
282876	43, 57, 74
282902	86
282930	129
282951	129
282957	43, 57, 74
284168	53, 55, 162, 194
284194	136
284231	53, 55, 194
285133	54, 55, 194
285168	54, 55, 194
285231	54, 55, 194
317803-30	113
317803-40	115
317803-50	111, 113, 115
317811-2	111, 113
317811-50	113, 115
317813-2	111, 112
317813-30	111, 112
317813-40	114
317813-50	112, 114
317868-30	115
317870-50	112, 114
317874-30	112, 114
317874-50	112, 114
317876-2	112
317882-2	112
337437	111
340528-2	115
340528-3	115
340528-4	115
343662	123
360108	192
360248	77
384775	96
384829	88
600003	91, 98, 172

Designation	Page
600004	174, 175
600006	174
600008	174
600012	174
600016	174
600103	172
600104P	174
600106P	174
600108P	174
600112	174
600116	174
600203	172
600204P	175
600206P	175
600208P	175
600212	175
600216	175
600301	175
600401	91, 98, 173
602003	61, 69, 94, 182, 183
602004	176, 177
602005	176, 177
602006	176, 177
602007	176, 177
602008	176, 177
602009	176, 177
602012	180, 181
602013	180, 181
602016	180, 181
602103	182, 183
602104	176, 177
602106	176, 177
602108	176, 177

Designation	Page
602109	176, 177
602112	180, 181
602113	180, 181
602116	180, 181
602117	180, 181
602134	162, 178, 179, 192
602136	44, 49,178, 179, 192
602138	178, 179
602203	172, 184, 185
602204	176, 177
602206	176, 177
602208	176, 177
602212	180, 181
602216	180, 181
630104	168
630204	168
632004	168
640104	168
640106	168
640204	168
640206	168
641686	168
650108	168
650208	168
652008	168
653112	68, 69, 73, 87
655008	68, 69, 73, 87
820015	146
820016	146
820036	146
820039	146
1230120	122

skf.com | skf.com/lubrication | lincolnindustrial.com

® SKF, Lincoln, PowerMaster, PileDriver and PowerLuber are registered trademarks of the SKF Group.

© SKF Group 2020
The contents of this publication are the copyright of the publisher and may not be reproduced (even extracts) unless prior written permission is granted. Every care has been taken to ensure the accuracy of the information contained in this publication but no liability can be accepted for any loss or damage whether direct, indirect or consequential arising out of the use of the information contained herein.

June 2020 • FORM 442869